



Saturday, Jun 13th 2026

Stage Conventions:

ACSA "default" starting position is "at the ready", unless stated otherwise. At the ready has the shooter standing any way they desire, not touching ammo or guns

SASS default: There will be no stages where you must start at a SASS default. (Unless specifically stated) The shooter may stand in any way they desire as long as their hands are where indicated if stated. Example: hands on hat, hands at low surrender, hands touching prop etc

Where instructed to shoot from a specific position, it means the guns must be shot from that position. The position of the shooter is irrelevant.
Ie: no foot faults

When a stage notes "repeat". It means repeat the instructions

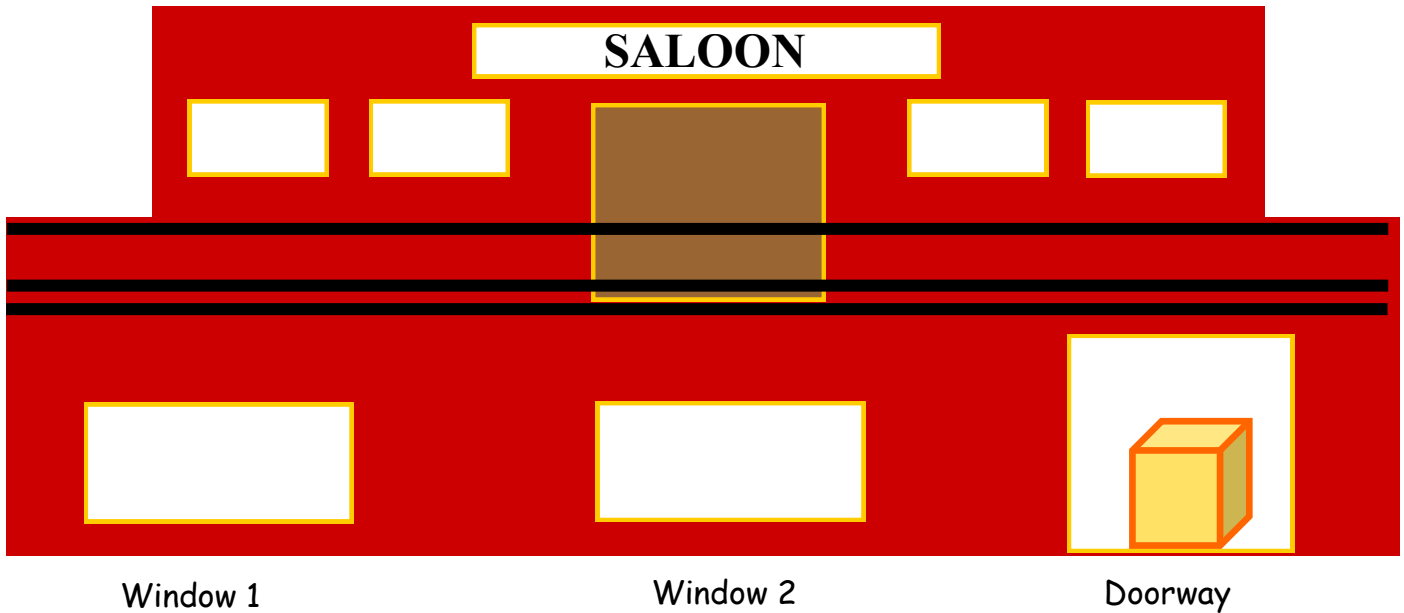

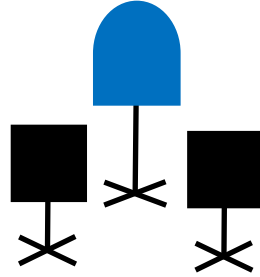

Comstock Rules: All S/G targets *MAY* be re-engaged "Comstock Rules." S/G targets may be re-engaged at the end of the shotgun string or at the moment they've been missed, unless the stage description says otherwise.



RANGO

Stage 1

10 10 4 +



Staging: Pistols holstered: Rifle staged window 2: Shotgun staged anywhere.

Sequence: Rifle not last.

Start: At the ready.

When ready, say: "But he's a snake and you're a lizard."

ATB: From window 1 with pistols alternate single taps on the blue tombstone and either black square for 5 rounds, then, repeat using the OTHER black square. Start on any target

From window 2 with rifle repeat pistol instructions.

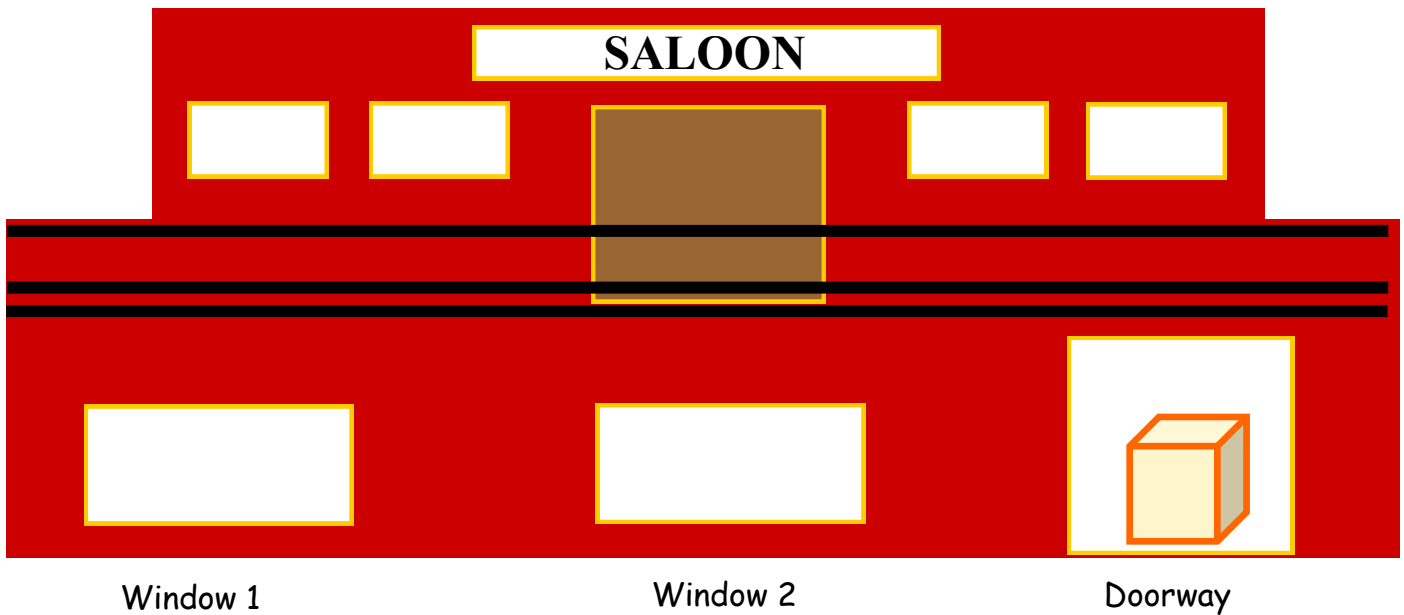
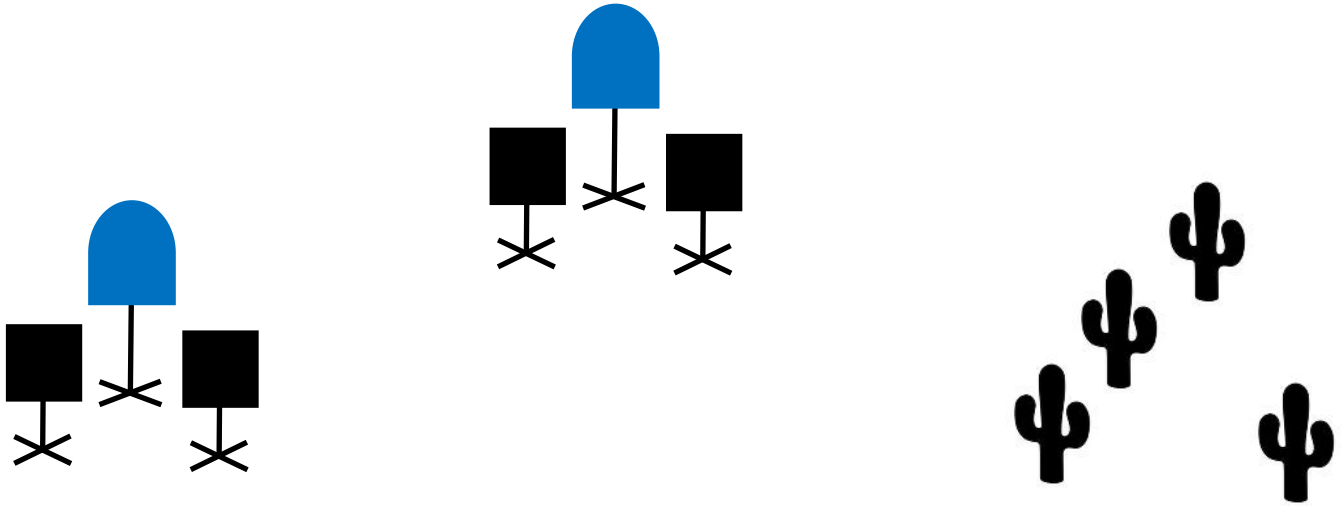
From doorway engage the 4 shotgun targets



Take timer to next stage, but leave  spotting sticks

Stage 2

10 10 4 +



Staging: Pistols holstered: Rifle staged window 2: Shotgun staged anywhere.

Sequence: Rifle not last

Start: Hand or hands, touching gun or guns.

When ready, say: "The name's Rango."

ATB: From window 1 with pistols shoot a 1-3-1 sweep starting from either end and repeat in the same direction.

From window 2 with rifle repeat pistol instructions.

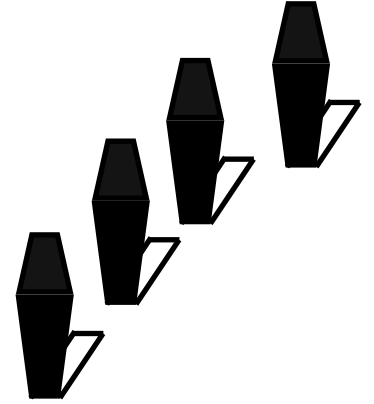
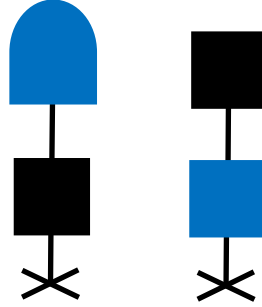
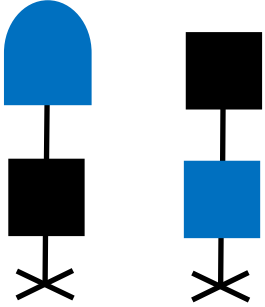
From doorway engage the 4 shotgun targets.



Take timer to next stage, but leave  spotting sticks

Stage 3

10 10 4 +



Staging: Pistols holstered: Rifle in hands at left horse: Shotgun staged anywhere.

Sequence: Rifle first.

Start: Rifle in hands at left horse.

When ready, say: "You're a stranger. Strangers don't last long here."


ATB: With rifle, shoot a circular double tap Nevada sweep **STARTING** and **FINISHING** on the blue Tombstone. Clockwise or counter clockwise. Make rifle safe fully flat between the guides on top of the horse pointing into berm.

From anywhere to the right of the cactus, with pistols repeat rifle instructions.

From anywhere with shotgun engage 4 shotgun targets.

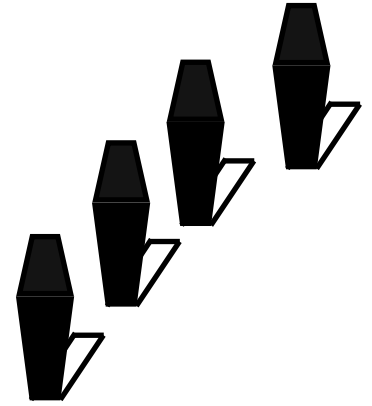
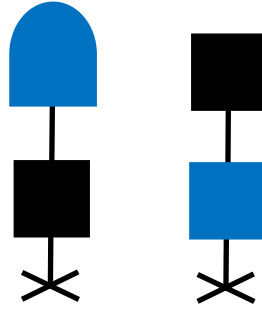
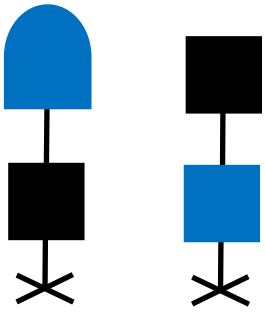
Echo's rule restaging rifle on the horse. Lever up on guide rails OK. Barrel or stock NO!!

Take timer to next stage, but leave  spotter sticks



Stage 4

10 10 4 +



Staging: Pistols holstered: Rifle staged on table: Shotgun staged FLAT on right horse.

Sequence: Shotgun, Rifle, Pistols

Start: At right horse with hands at low surrender.

When ready, say: "You kill bird? Bird dead, snake come"

ATB: From anywhere between the horse and the table downrange engage the 4 shotgun targets. Re stage shotgun downrange on table.

From table with rifle place a total of 5 rounds on the blue targets and a total of 5 rounds on the black targets in any order, sequence or direction. Start on ANY target.

Targets must receive at least 1 round.

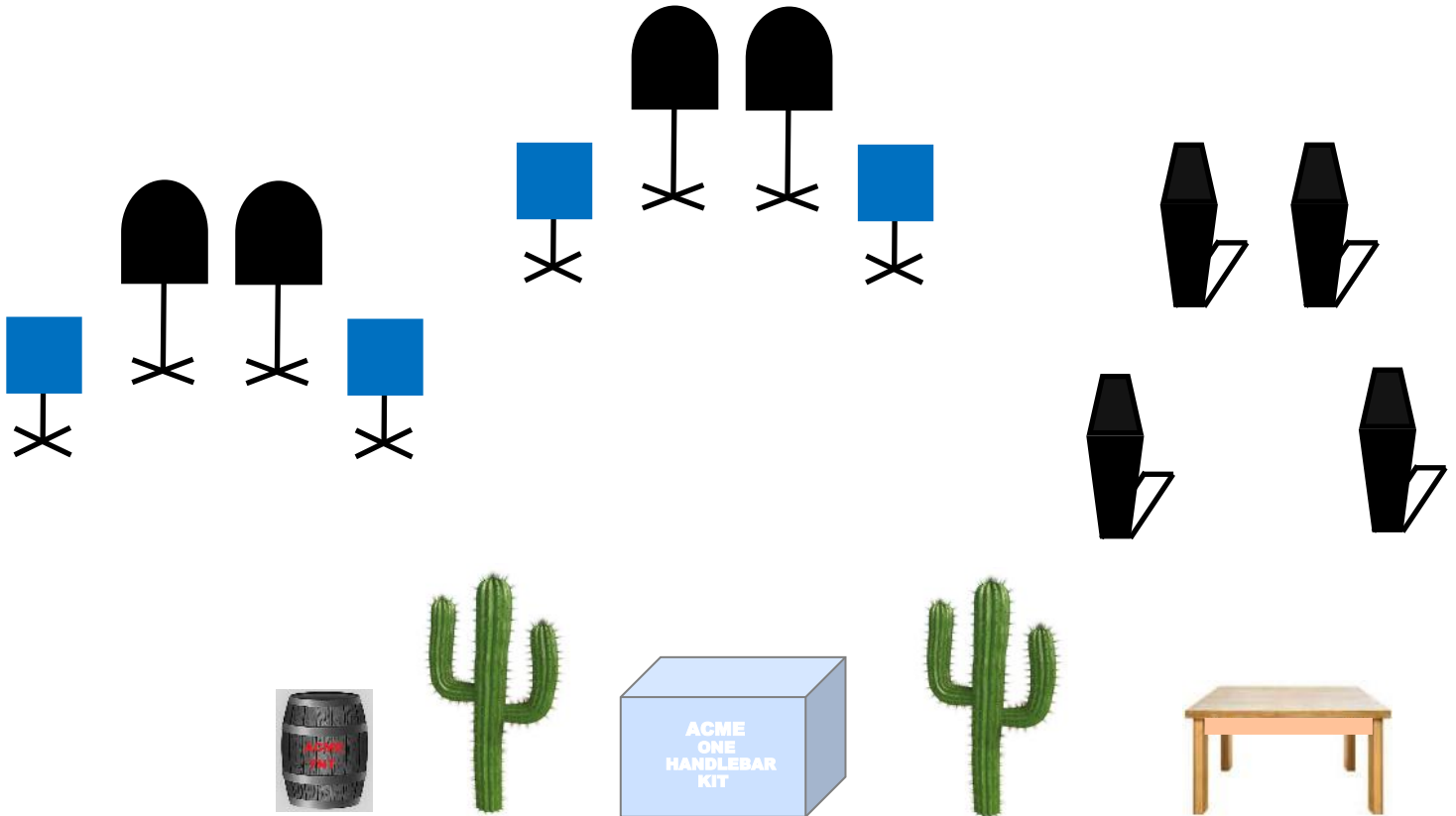
With pistols, anywhere left of the cactus, repeat rifle instructions.

Take timer to next stage, but leave  spotting sticks



Stage 5

10 10 4 +



Staging: Pistols holstered: Rifle on BLUE crate: Shotgun staged on right table.

Sequence: Rifle not last.

Start: Hands at low surrender.

When ready, say: "Get your slimy webbed phalanges off my boots."

ATB: Anywhere left of the cactus, with pistols shoot a 1-2-2-5 sweep starting on either end.

From BLUE crate with rifle repeat pistol instructions.

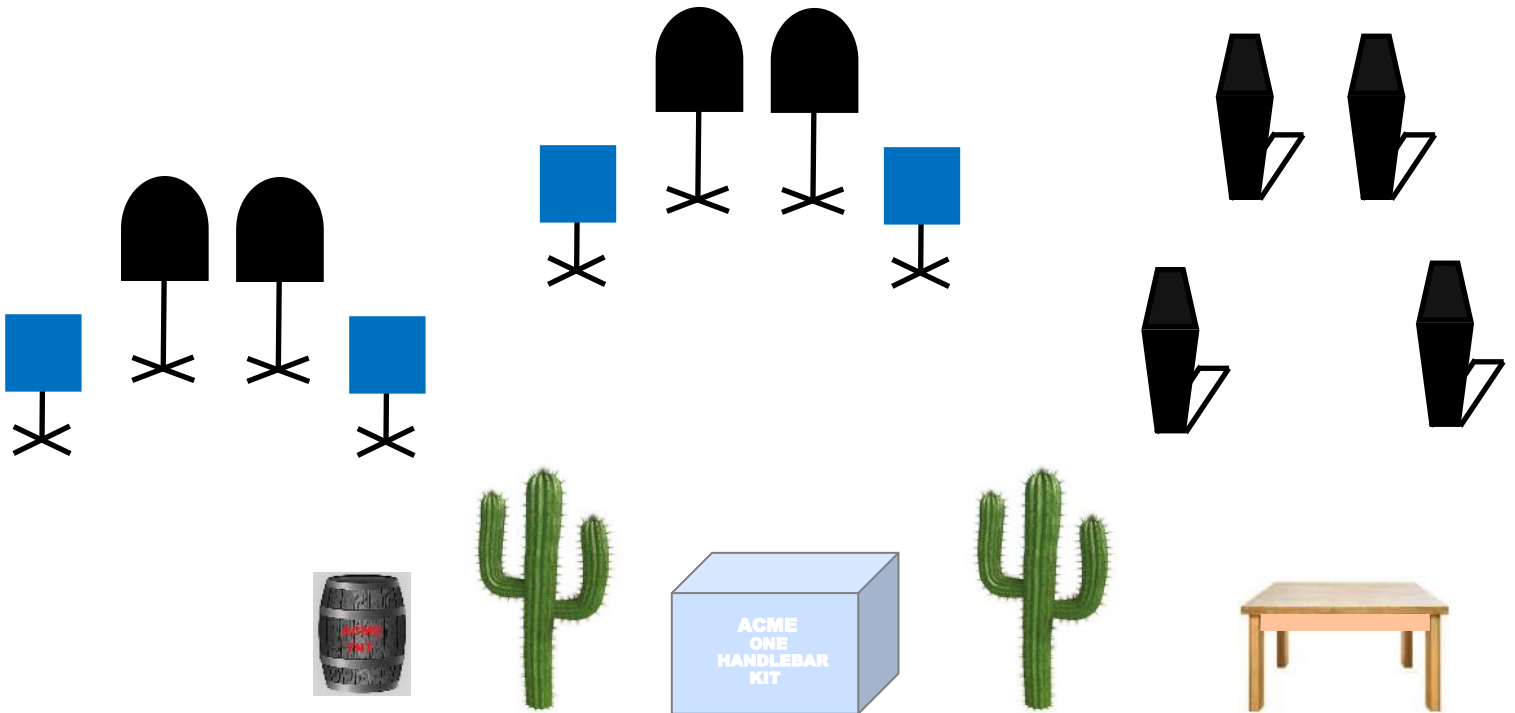
From table with shotgun engage the 4 targets.

All 4 shotgun targets must be engaged right side of the right cactus.

Take timer to next stage, but leave  spotting sticks

Stage 6

10 10 4 +



Staging: Pistols holstered: Rifle on BLUE crate: Shotgun staged anywhere.

Sequence: Rifle first.

Start: Hands on rifle staged flat on crate.

When ready, say: "Can I have your boots when you're dead?"

ATB: From **Blue** crate with rifle, triple tap both tombstones, then sweep the targets from either end.

Anywhere left of the cactus, with pistols repeat rifle instructions.

From anywhere with shotgun engage the 4 targets.

Take timer to next stage, but leave  spotting sticks