



Saturday, Apr 18th 2026

Stage Conventions:

ACSA "default" starting position is "at the ready", unless stated otherwise. At the ready has the shooter standing any way they desire, not touching ammo or guns

SASS default: There will be no stages where you must start at a SASS default. (Unless specifically stated) The shooter may stand in any way they desire as long as their hands are where indicated if stated. Example: hands on hat, hands at low surrender, hands touching prop etc

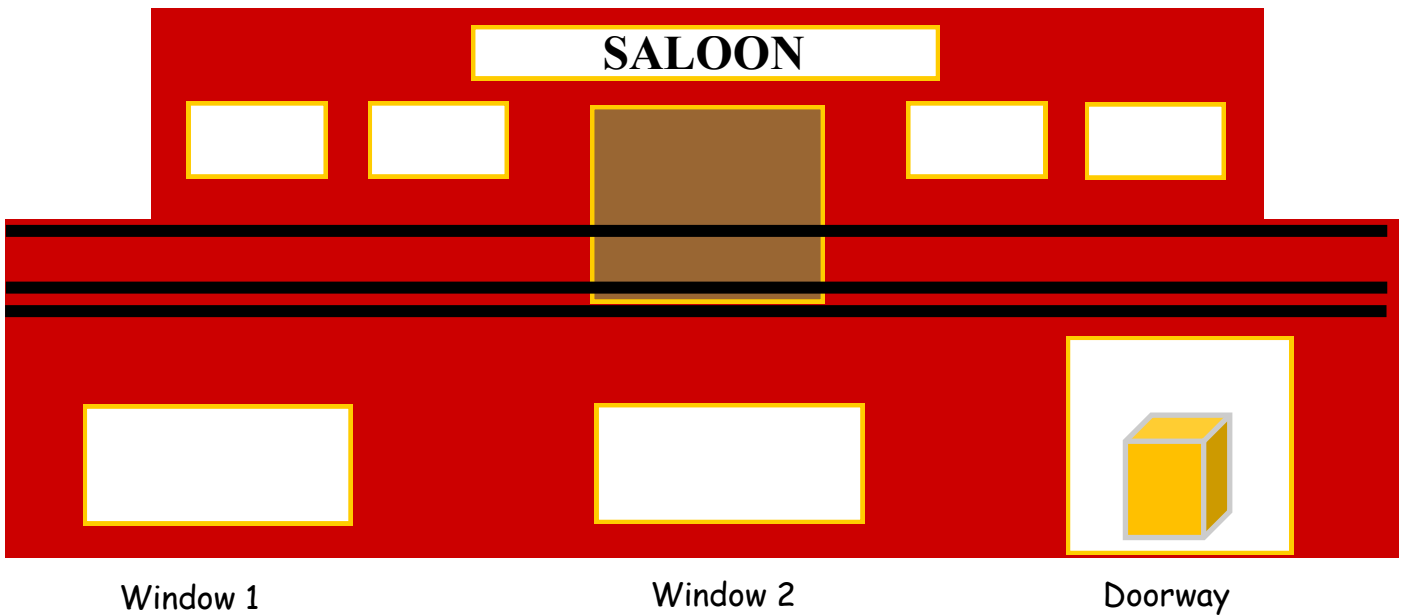
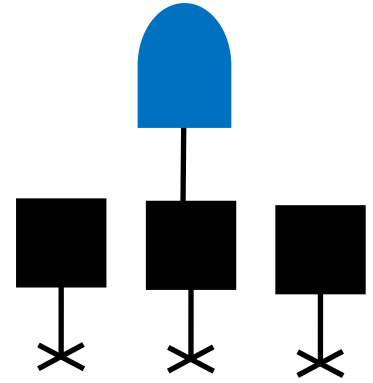

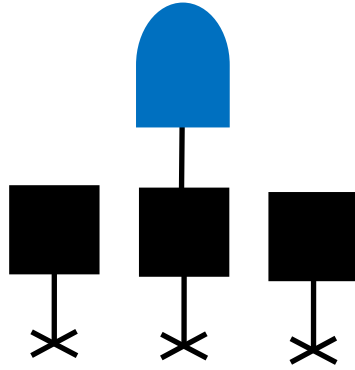
Where instructed to shoot from a specific position, it means the guns must be shot from that position. The position of the shooter is irrelevant.
Ie: no foot faults

When a stage notes "repeat". It means repeat the instructions

Comstock Rules: All S/G targets MAY be re-engaged "Comstock Rules." S/G targets may be re-engaged at the end of the shotgun string or at the moment they've been missed, unless the stage description says otherwise.

Stage 1

10 10 4 +



Staging: Pistols holstered, Rifle staged window 2, Shotgun staged anywhere.

Sequence: Pistols, Rifle, Shotgun.

Start: At the ready.

When ready, say: "That's bold talk from a one eyed fat man"

ATB: From doorway with pistols shoot a continuous Nevada sweep on the black squares starting on either end for 5 rounds and place 5 rounds on the blue tombstone.

From window 2 with rifle repeat pistols instructions.

From window 1 engage 4 shotgun targets.

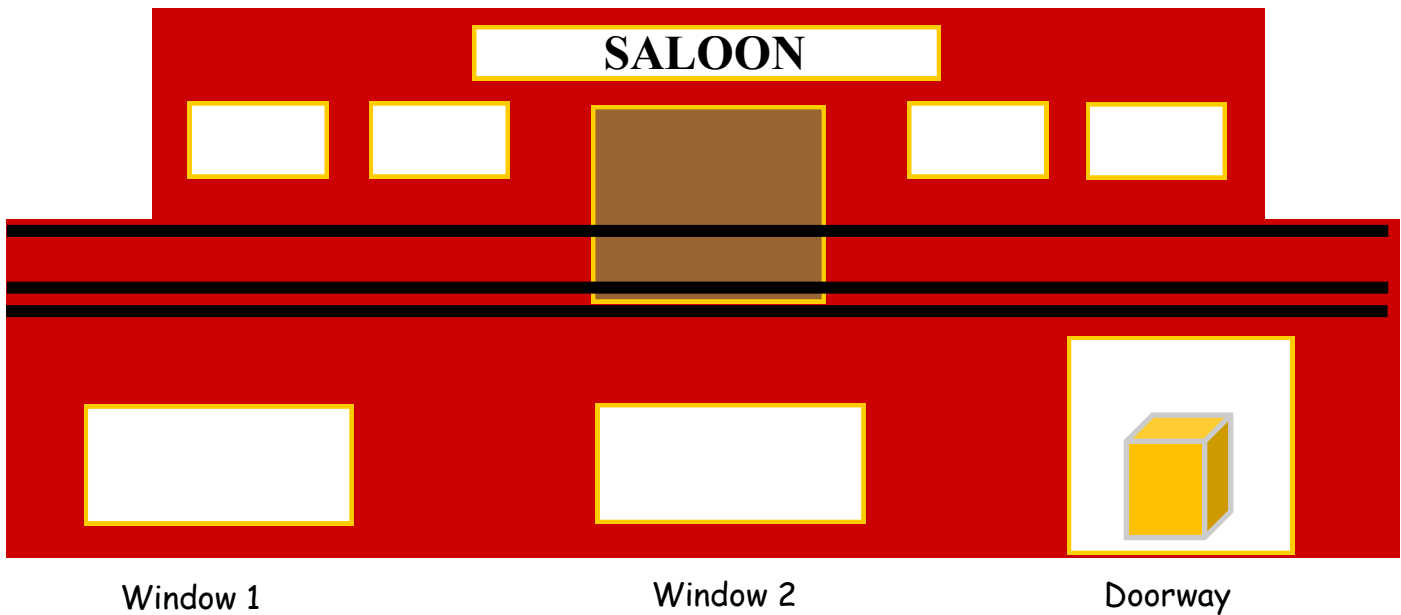

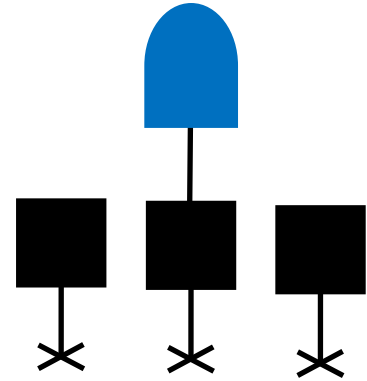
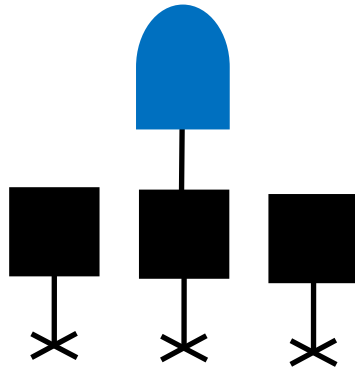
May start with sweep or 5 on the Tombstone



Take timer to next stage, but leave  spotting sticks

Stage 2

10 10 4 +



Staging: Pistols holstered, Rifle staged window 2, Shotgun staged anywhere.

Sequence: Rifle not last.

Start: Hands a low surrender.

When ready, say: "Say when"

ATB: From doorway with pistols, double tap the blue tombstone, then double tap sweep the squares from either end, then double tap the blue tombstone.

From window 2 with rifle repeat pistols instructions.


From window 1 engage 4 shotgun targets.



Take timer to next stage, but leave  spotting sticks

Stage 3

10 10 4 +



Staging: Pistols holstered: Rifle staged left horse: Shotgun staged anywhere.

Sequence: Rifle, Pistols, Shotgun

Start: At the ready.

When ready, say: "We all have it coming kid"

ATB: With rifle, place 3 rounds each on both **blue** tombstones and 2 rounds each on both **black** tombstones in any order, sequence or direction.

Make rifle safe fully flat between the guides on top of the horse pointing into berm.

With pistols, anywhere left of the cactus, repeat rifle instructions.

With shotgun, anywhere right of the cactus, engage the 4 shotgun targets.

No part of the rifle barrel or stock can be resting up on top of the guide rails of the horse when restaging. (lever OK!!) Echo's rule

2 black squares in front of right horse not in play

Take timer to next stage, but leave  spoting sticks

Stage 4

10 10 4 +



Staging: Pistols holstered: Rifle staged on table: Shotgun staged on right horse.

Sequence: Rifle first, then shooters choice.

Start: Both hands touching rifle.

When ready, say: "Wait! Are we trading again"

ATB: With rifle, shoot an Arizona progressive sweep on the 2 **BLACK TOMBSTONES** starting on either target. Don't shoot the blue ones !!!!

With pistols, anywhere right of the cactus, repeat rifle instructions on the 2 **BLACK SQUARES**.

With shotgun engage the 4 shotgun targets.

AZ progressive is 1-2-3-4

2 blue tombstones not in play.

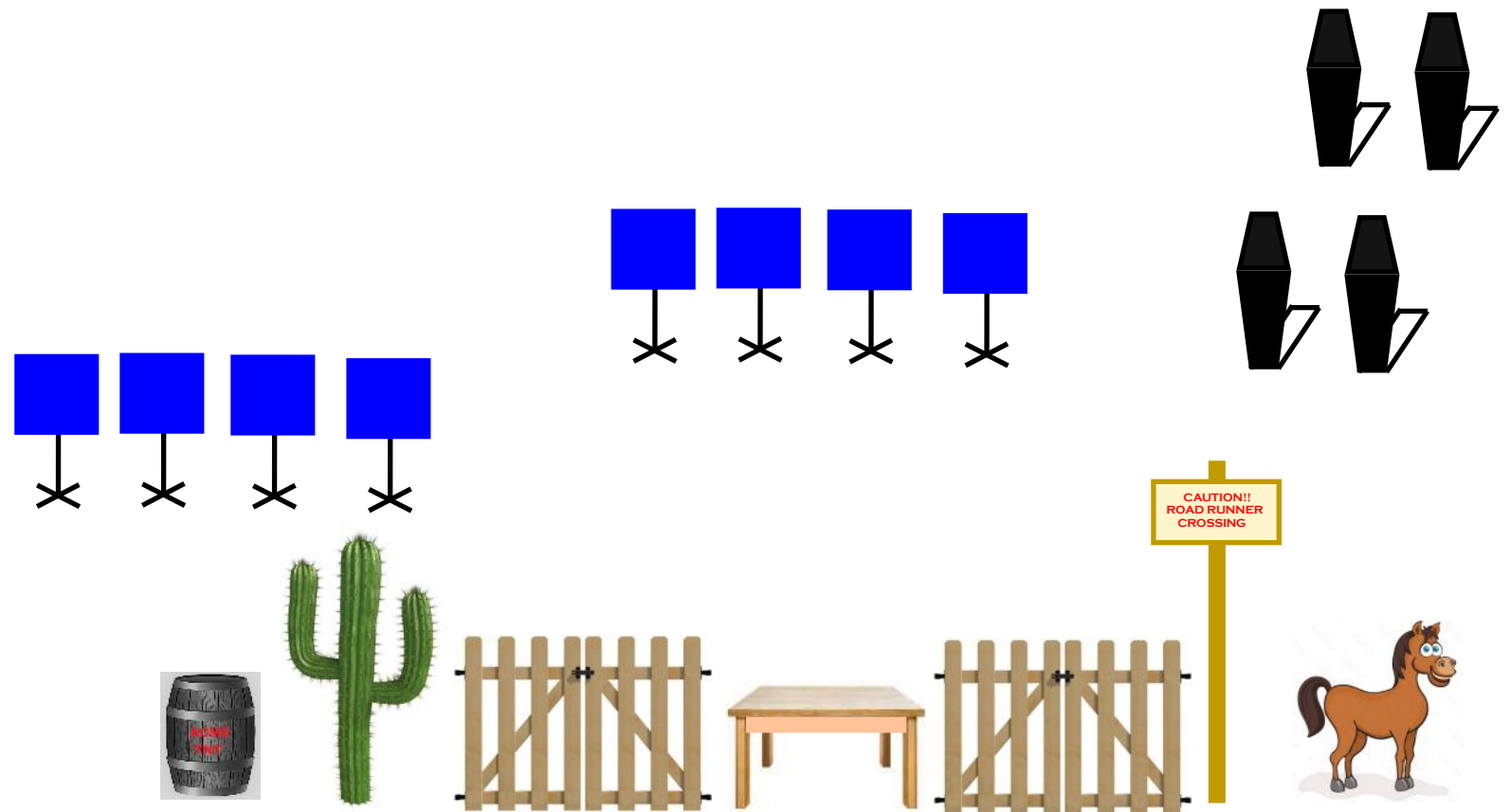
Take timer to next stage, but leave



spotting sticks

Stage 5

10 10 4 +



Staging: Pistols holstered: Rifle on table: Shotgun staged anywhere.

Sequence: Rifle not last

Start: Anywhere at the ready.

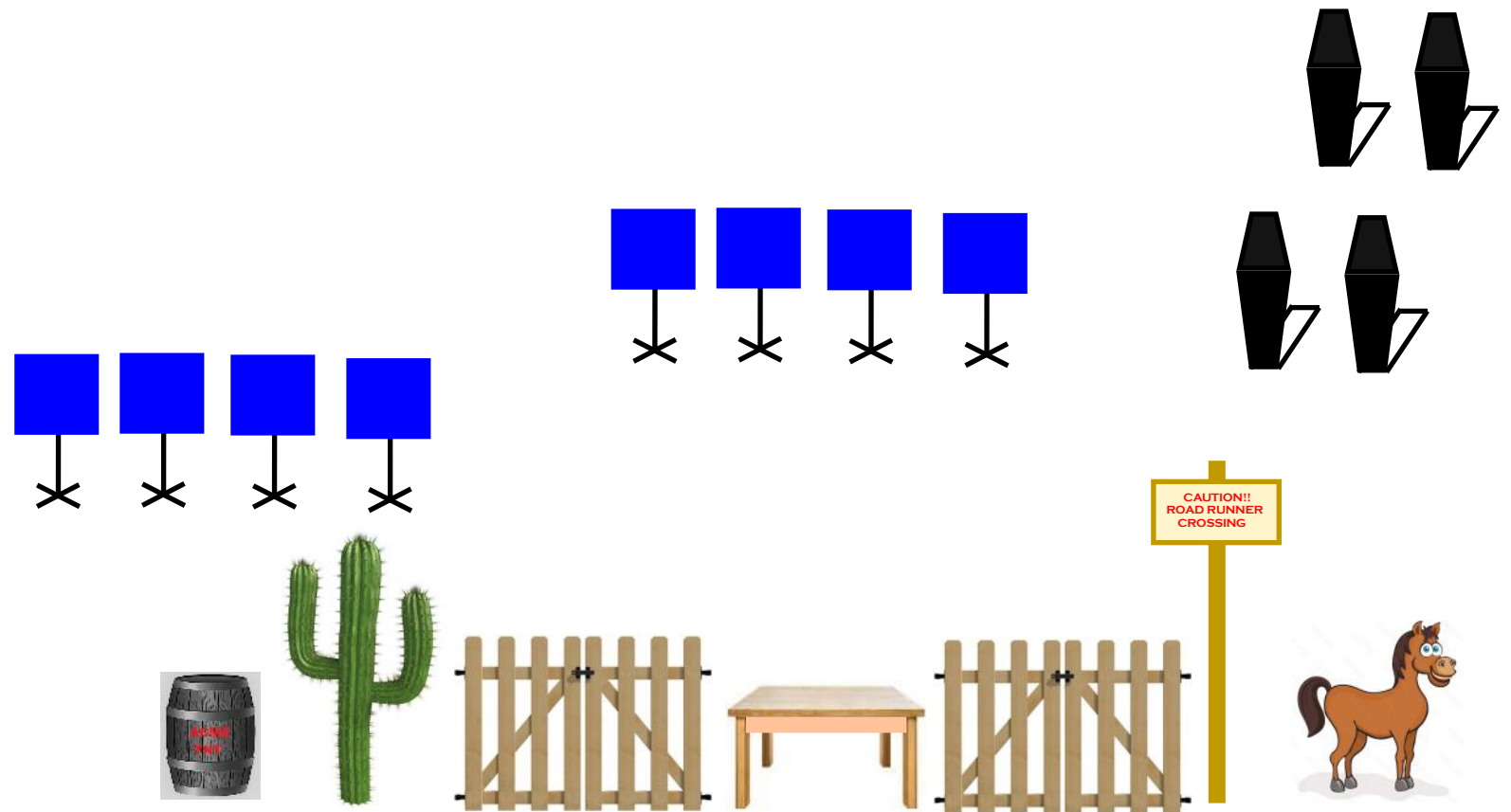
When ready, say: "I reckon so"

ATB: With shotgun, anywhere right of the sign post engage the 4 shotgun targets. From table with rifle shoot a continuous single tap Nevada sweep starting on either end. Anywhere left of the cactus with pistols repeat rifle instructions. Shotgun may be staged and restaged anywhere, but all 4 SG targets must be engaged right side of the sign post.

Take timer to next stage, but leave  spotting sticks

Stage 6

10 10 4 +



Staging: Pistols holstered: Rifle on table: Shotgun staged on horse.

Sequence: Shotgun, Rifle, Pistols

Start: At horse, One hand on staged shotgun, other hand anywhere. (on shells is fine)
When ready, say: "If you're gonna shoot, shoot. Don't talk"

ATB: With shotgun, engage the 4 shotgun targets. Stage SG back on the horse.
From table with rifle shoot a 2-1-2-5 sweep starting from either end.
Anywhere left of the cactus with pistols repeat rifle instructions.

Take timer to next stage, but leave  spotting sticks