



Saturday, Dec 13th 2025

Stage Conventions:

ACSA "default" starting position is "at the ready", unless stated otherwise. At the ready has the shooter standing any way they desire, not touching ammo or guns

SASS default: There will be no stages where you must start at a SASS default. (Unless specifically stated) The shooter may stand in any way they desire as long as their hands are where indicated if stated. Example: hands on hat, hands at low surrender, hands touching prop etc

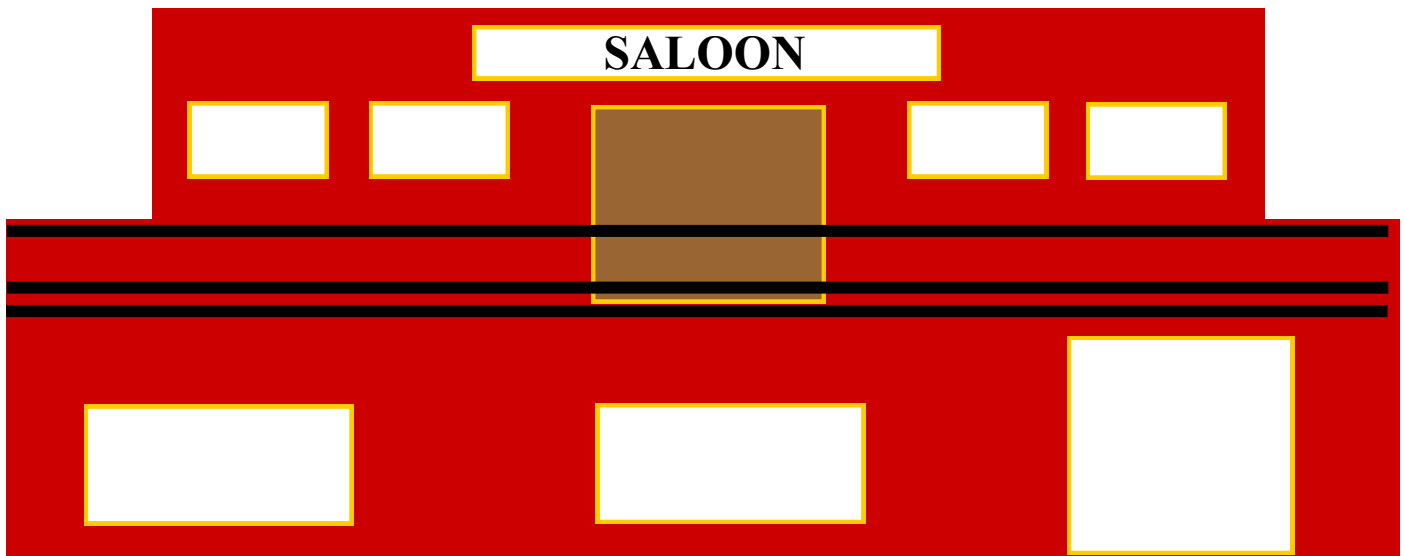

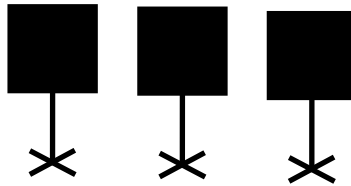
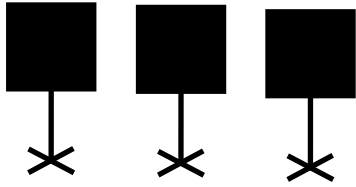
Where instructed to shoot from a specific position, it means the guns must be shot from that position. The position of the shooter is irrelevant.
Ie: no foot faults

When a stage notes "repeat". It means repeat the instructions

Comstock Rules: All S/G targets MAY be re-engaged "Comstock Rules."
S/G targets may be re-engaged at the end of the shotgun string or at the moment they've been missed, unless the stage description says otherwise.

Stage 1

10 10 4 +



Window 1

Window 2

Doorway

Staging: Pistols holstered, Rifle staged window 1, Shotgun staged window 2.

Sequence: Rifle, Pistols, Shotgun.

Start: Hands at low surrender.

When ready, say: "Say When"

ATB: With rifle shoot a continuous double tap Nevada sweep starting on either end.

From window 2 with pistols repeat rifle instructions.

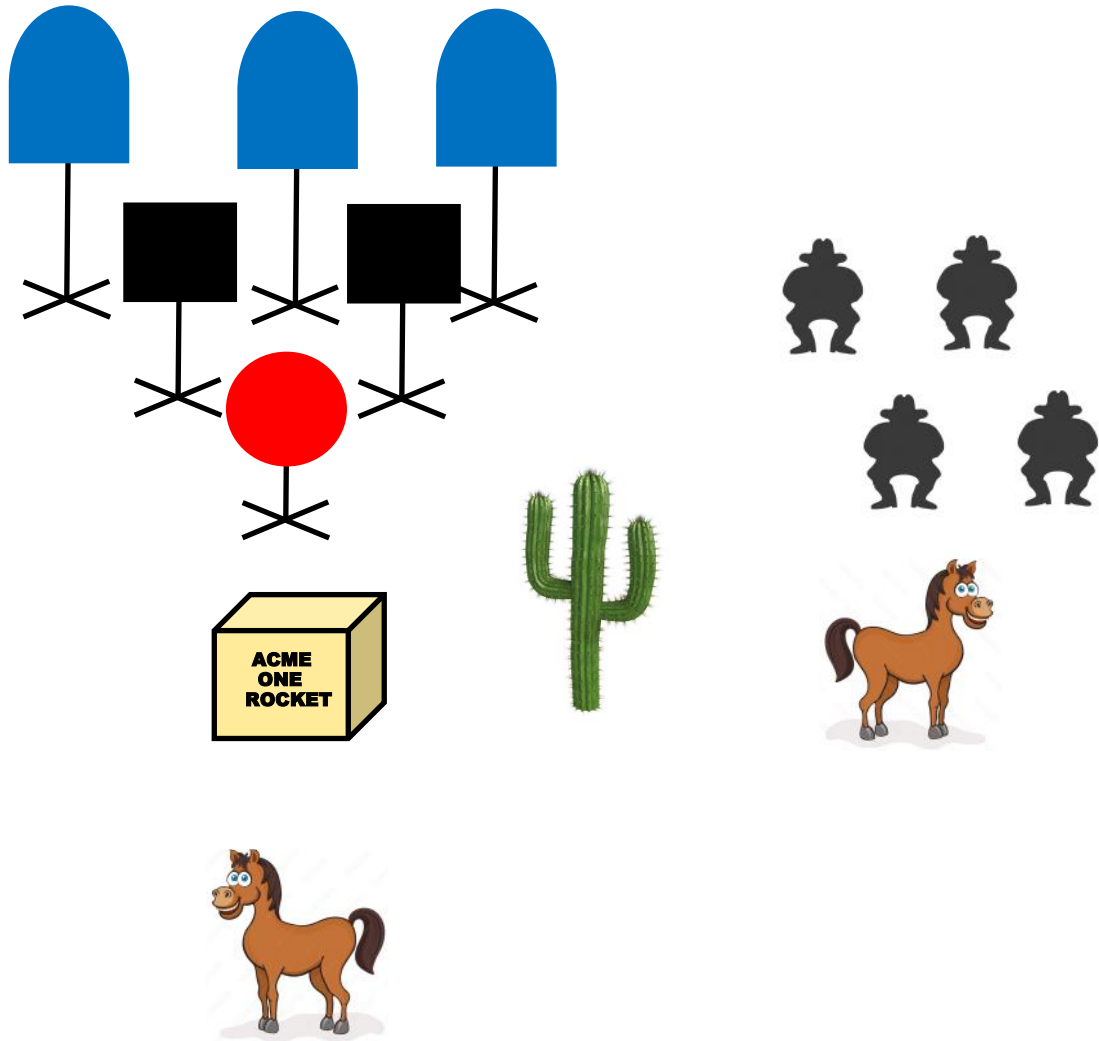
From doorway engage 4 shotgun targets.



Take timer to next stage, but leave spotting sticks

Stage 2

10 10 4 +



Staging: Pistols holstered: Rifle staged left horse: Shotgun staged anywhere.

Sequence: Rifle, Pistols, Shotgun

Start: At the ready.

When ready, say: "I'm your huckleberry"

ATB: With rifle, place 3 rounds on the red circle, 2 rounds on each black square, and one round on each blue tombstone in any order, sequence or direction. Make rifle safe fully flat between the guides on top of the horse pointing into berm.

With pistols, anywhere left of the cactus, repeat rifle instructions.

With shotgun, anywhere right of the cactus, engage the 4 shotgun targets.

No part of the rifle barrel or stock can be resting up on top of the guide rails of the horse when restaging. (lever OK!!) Echo's rule

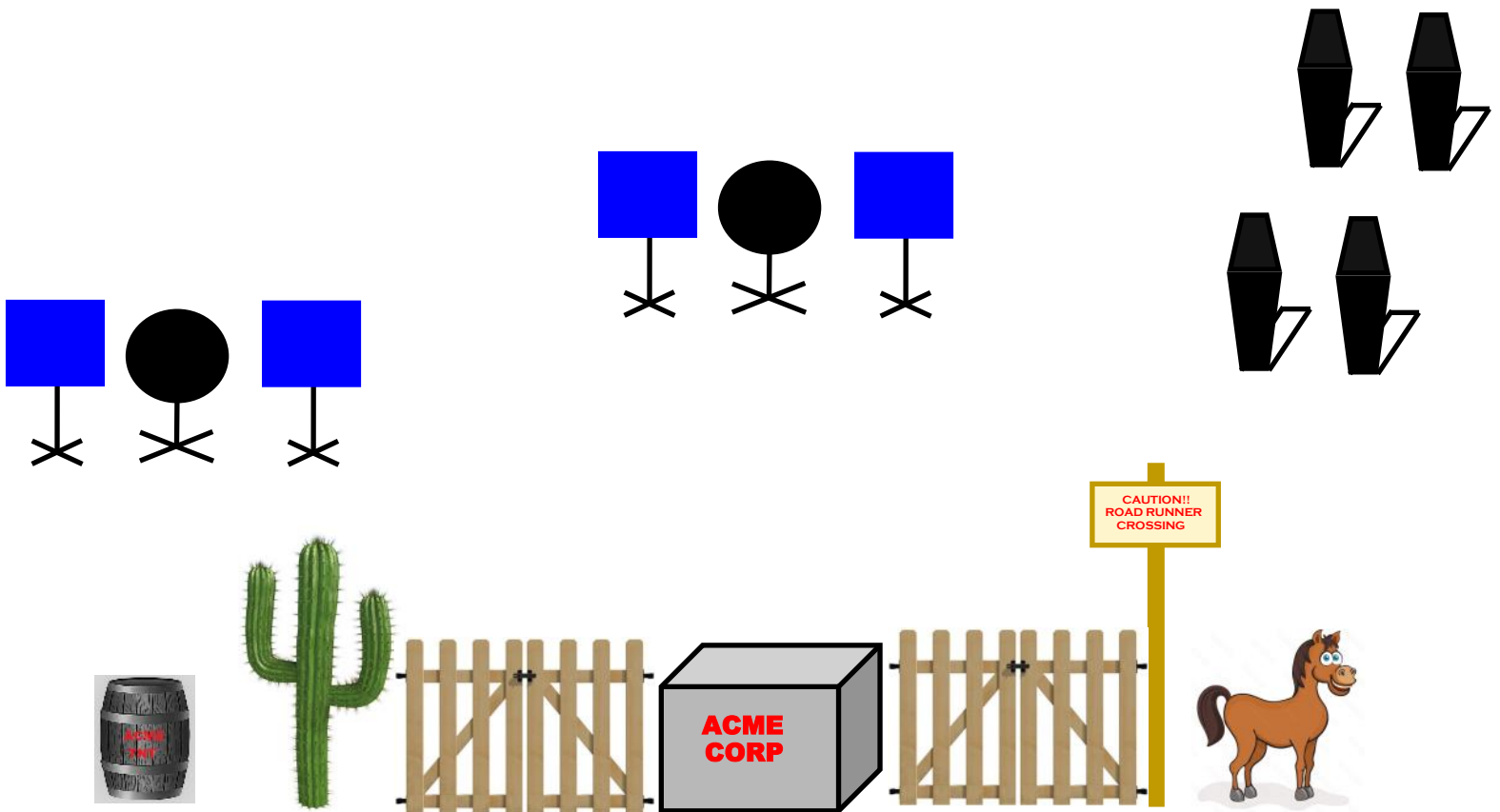
Take timer to next stage, but leave



spotting sticks

Stage 3

10 10 4 +



Staging: Pistols holstered: Rifle on ACME crate: Shotgun staged anywhere.

Sequence: Rifle not last

Start: Anywhere at the ready.

When ready, say: "You're a daisy if you do"

ATB: With shotgun, anywhere right of the sign post engage the 4 shotgun targets.

At ACME crate with rifle shoot a 3-4-3 round count. Start on any target.

Anywhere left of the cactus with pistols repeat rifle instructions.

Shotgun may be staged and restaged anywhere, but all 4 SG targets must be engaged to the right of the sign post.

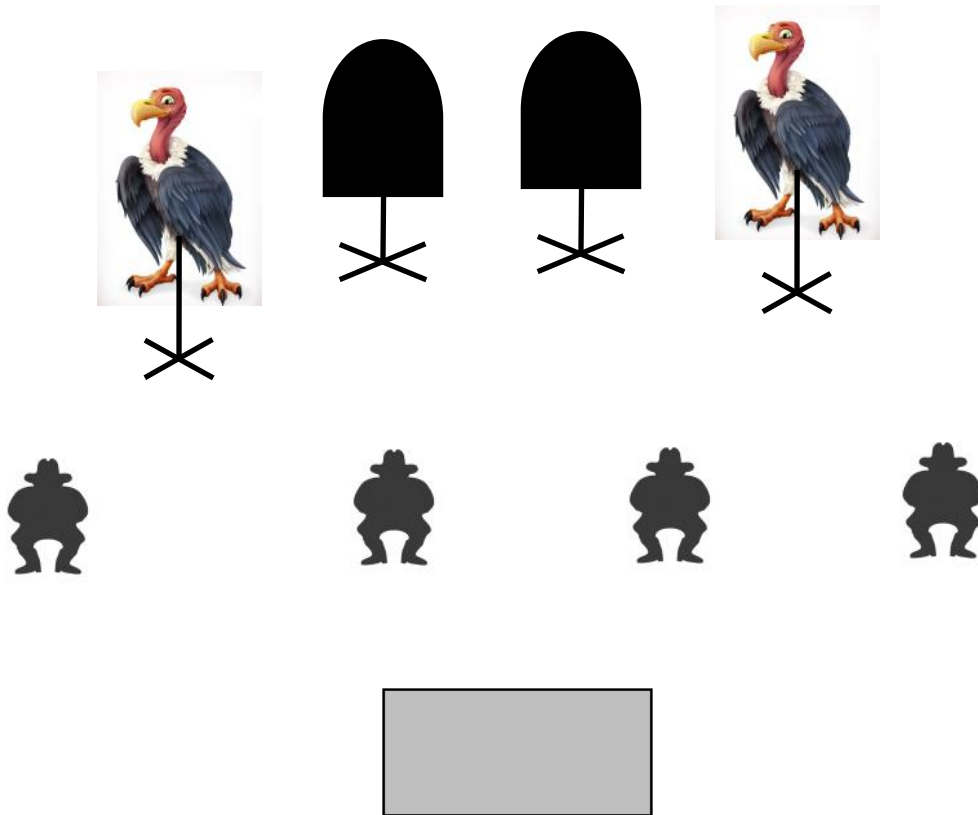
Take timer to next stage, but leave



spotting sticks

Stage 4

10P 9R 4 +



Staging: Pistols holstered, Rifle & Shotgun on table.

Sequence: Shotgun last

Start: Both hands touching hat

When ready, say: "Must be a peach of a hand"

ATB: From the table engage the 4 targets in an 1873 salute using both pistols and rifle. From anywhere engage the 4 shotgun targets.

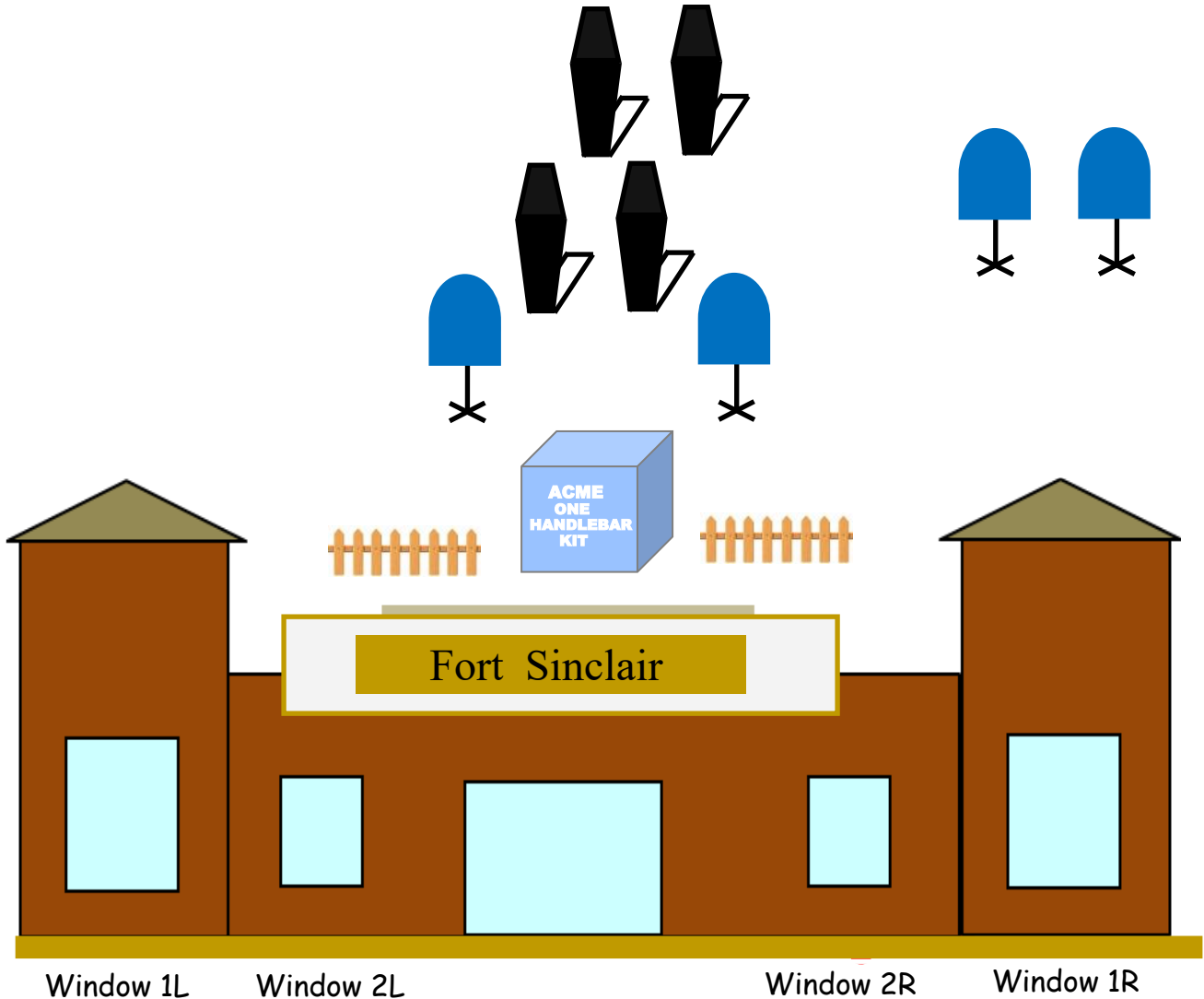
This is NOT a sweep. 1 round on left buzzard, 8 rounds on left tombstone, 7 rounds on right tombstone and 3 rounds on right buzzard any way you like.

REMEMBER NINE RIFLE !!!!!!!

Take timer to next stage, but leave  spotting sticks

Stage 5

10 10 4+



Staging: Pistols holstered, Rifle 1R, Shotgun on ACME crate downrange.

Sequence: Rifle first, then shooters choice.

Start: At the ready.

When ready, say: "Not me. I'm in my prime".

ATB: From 1R with rifle shoot a AZ progressive sweep on the 2 targets. Start on either target. Restage rifle vertically.

From anywhere with pistols repeat rifle instructions.

From anywhere with shotgun engage the 4 shotgun targets.

AZ progressive sweep 1-2-3-4

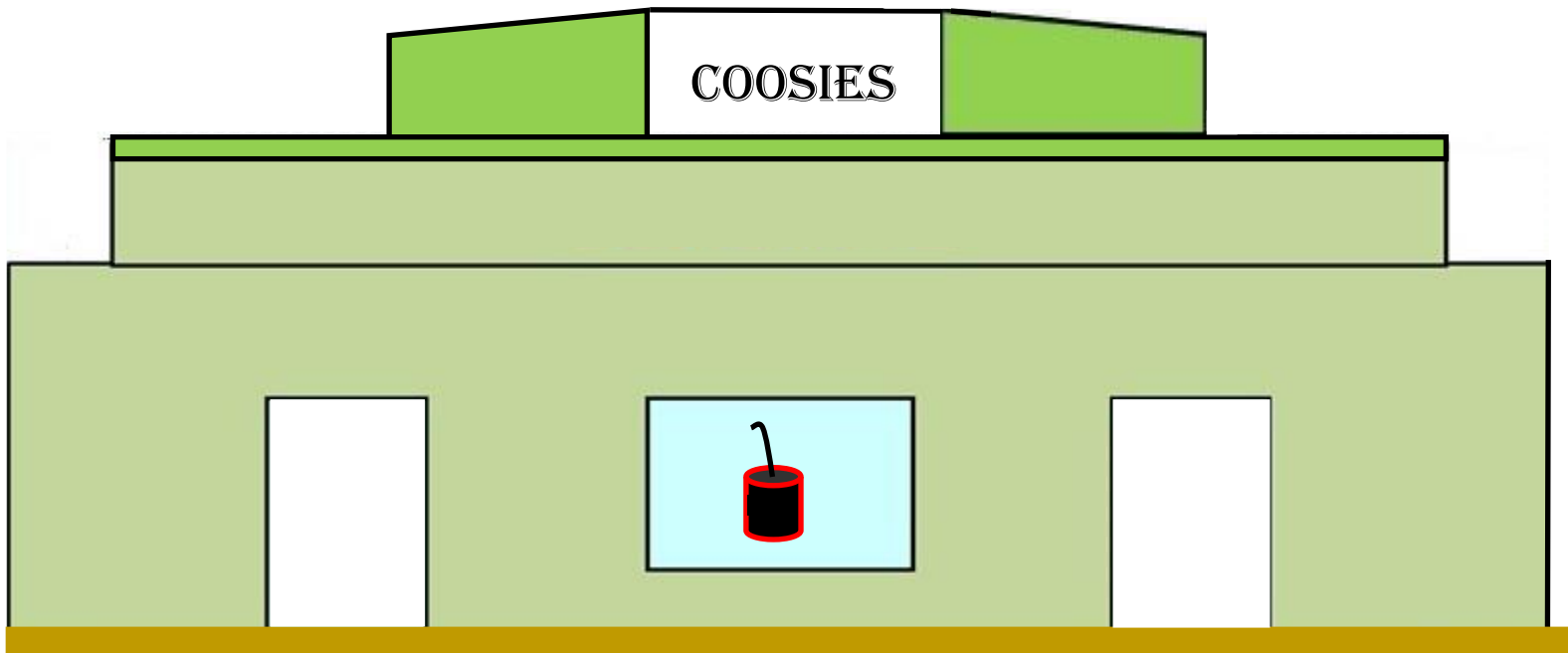
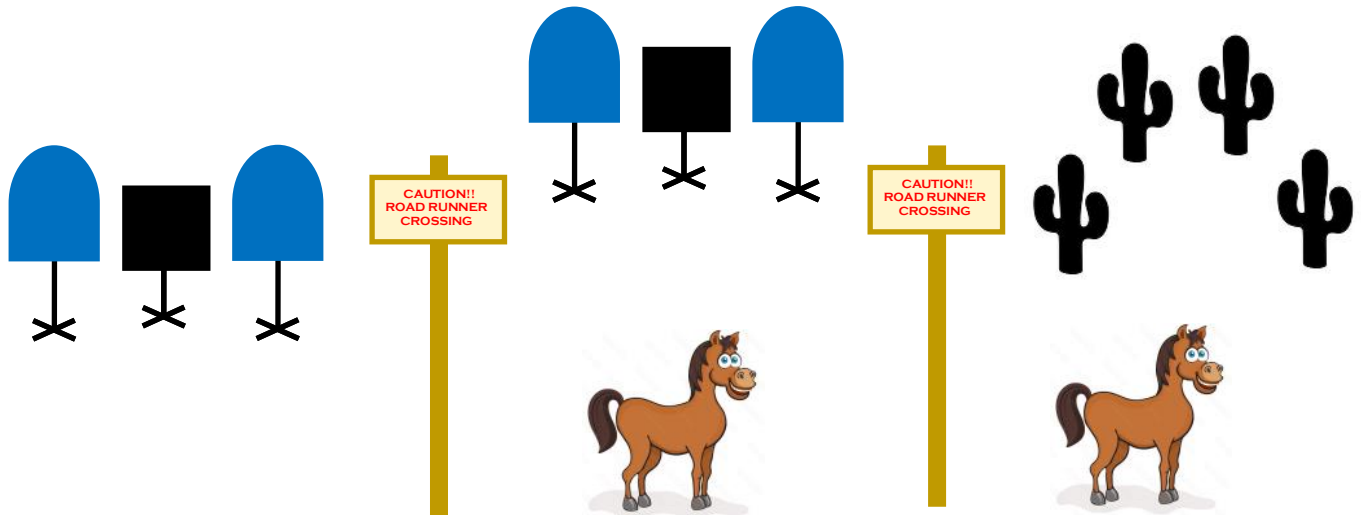
Take timer to next stage, but leave



spotting sticks

Stage 6

10 10 4+



L Doorway

Window

R Doorway

Staging, Pistols holstered, Rifle staged on left horse, shotgun staged on right horse.

Sequence, Rifle not last.

Start, Outside of the building, both hands touching the bomb on the window shelf.

When ready, say, "I have two guns, one for each of ya"

ATB, From anywhere with pistols, place first round on the center square, then 4 rounds on either Tombstone. Then repeat using the OTHER tombstone.

With rifle repeat pistol instructions.

With shotgun engage the 4 shotgun targets.

May place bomb anywhere on the shelf.

e, but leave  spotting sticks