



**Saturday, Nov 9th 2024**

Stage Conventions:

**ACSA "default" starting position** is "at the ready", unless stated otherwise. At the ready has the shooter standing any way they desire, not touching ammo or guns

**SASS default:** There will be no stages where you must start at a SASS default. (Unless specifically stated) The shooter may stand in any way they desire as long as their hands are where indicated if stated. Example: hands on hat, hands at low surrender, hands touching prop etc

Where instructed to shoot from a specific position, it means the guns must be shot from that position. The position of the shooter is irrelevant.  
Ie: no foot faults

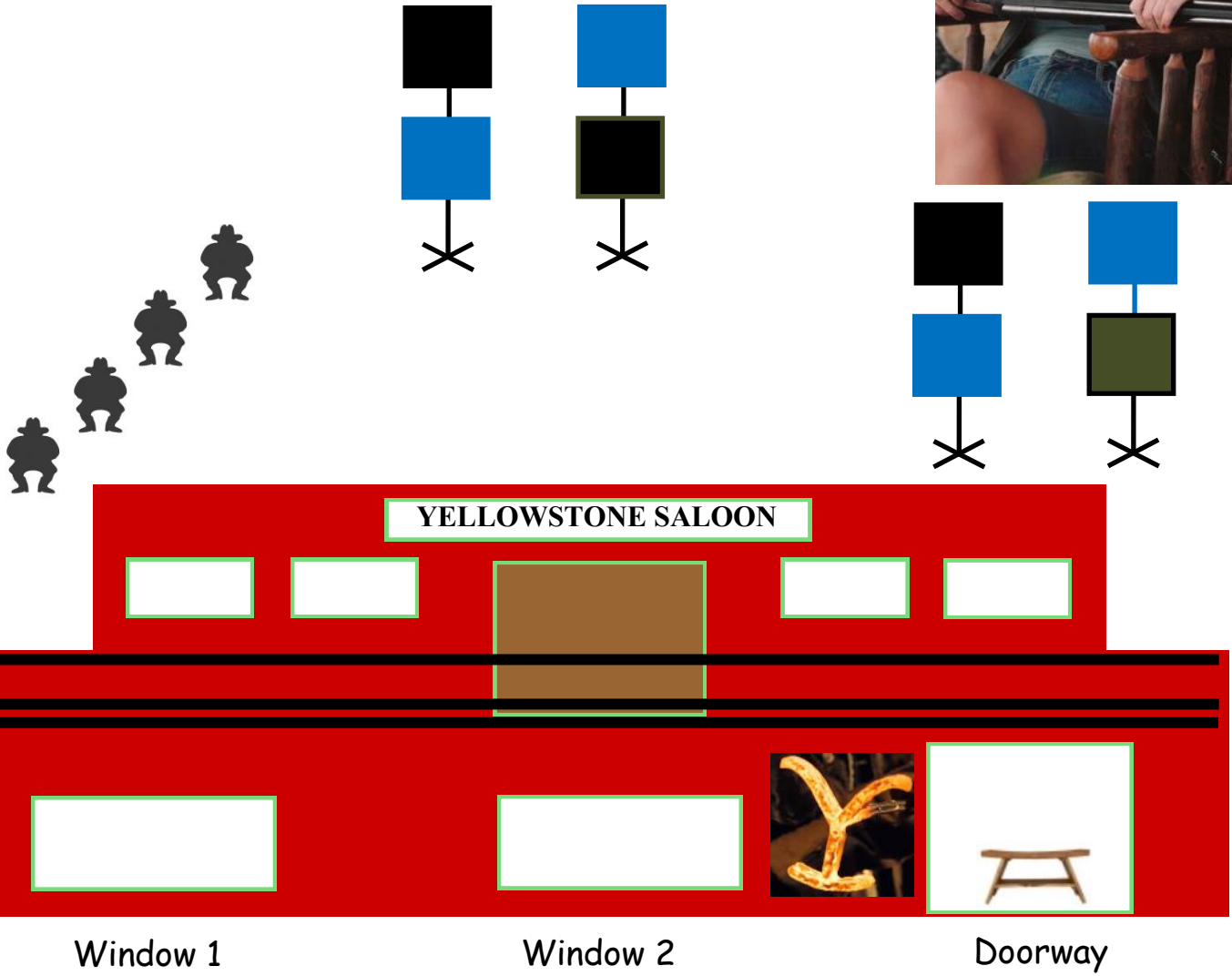
When a stage notes "repeat". It means repeat the instructions

**Comstock Rules:** All S/G targets MAY be re-engaged "Comstock Rules." S/G targets may be re-engaged at the end of the shotgun string or at the moment they've been missed, unless the stage description says otherwise.



# Stage 1

10 10 4 +



**Staging:** Pistols, 5 rounds each holstered: Rifle window 2: Shotgun staged anywhere

**Sequence:** Shooter's choice, rifle not last.

**Start:** At the ready.

When ready, say: "You're the trailer park, I'm the Tornado".

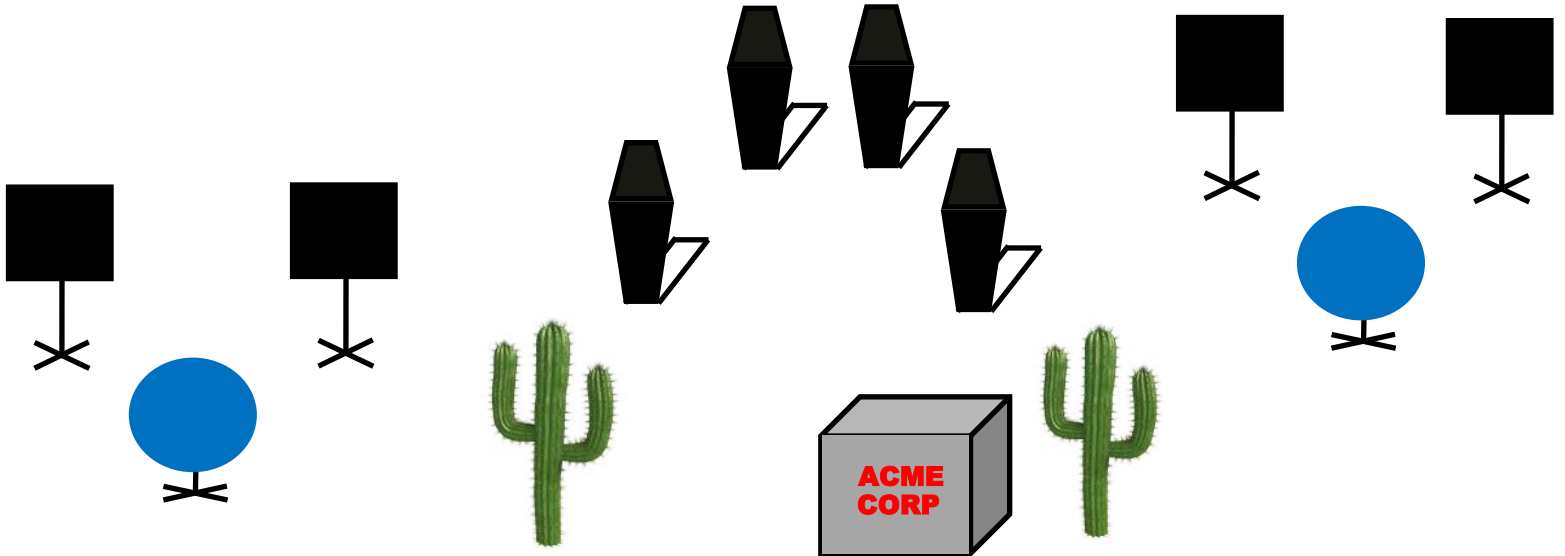
**ATB:** From window 1 with shotgun, engage all targets till down. From window 2 with rifle place 5 rounds total on the blue squares and 5 rounds total on the black squares any way desired. From doorway with pistols repeat instructions as per rifle.

Squares must receive at least one round.

Take timer to next stage, but leave  spotting sticks

# Stage 2

## 10 10 4 +



**Staging:** Pistols, 5 rounds each holstered: Shotgun & Rifle staged on horse.

**Sequence:** Rifle, SG, Pistols

**Start:** At horse, rifle in hands.

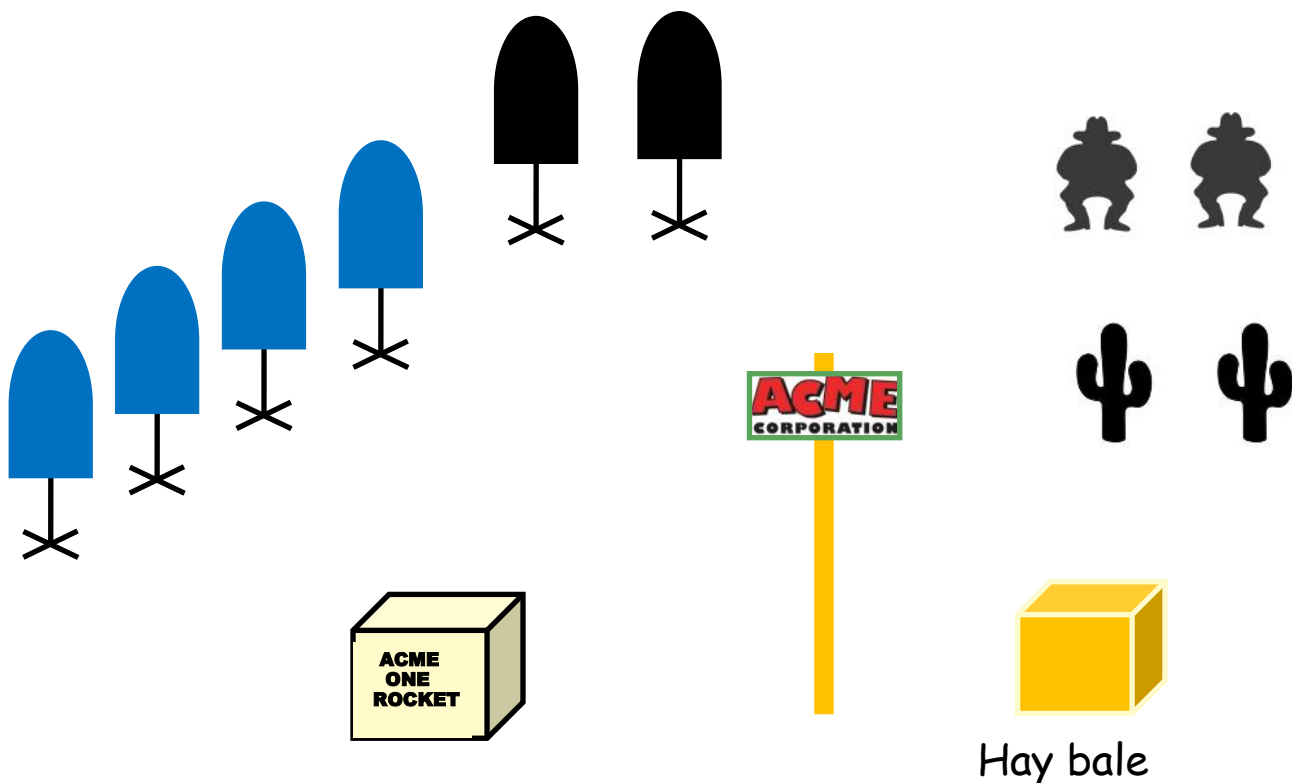
When ready, say: "All the angels are gone, son. There's only devils left"

**ATB:** From horse with rifle shoot 3-4-3 "V". Start on either black square. Make rifle safe fully flat between the guides on top of horse pointing to berm. Retrieve shotgun and from anywhere between the 2 cactus engage all 4 SG targets till down. Make SG safe on cargo box and from anywhere right side of the right cactus, with pistols repeat instructions as per rifle. No part of the barrel, the stock, nor the lever of the rifle can be resting up on top of the guide rails of the horse when restaging. Shotgun staged anywhere safely on horse.

Take timer to next stage, but leave  spotting sticks

# Stage 3

10 10+1 4+



**Staging:** Pistols, 5 rds each holstered: Rifle ACME crate: SG staged anywhere  
**Sequence:** Pistols, Rifle, Shotgun. Blackjack sweep. 21 round progressive sweep  
**Start:** Anywhere left of, or at the ACME crate with hand(s) on pistol(s).  
 When ready, say: "Just tell me who to fight".  
**ATB:** With pistols starting on the left blue tombstone, shoot a progressive sweep on the 4 blue tombstones. (1-2-3-4) Retrieve rifle from ACME crate and continue the 21 round sweep placing 5 rounds on the left black tombstone and 6 rounds on the right black tombstone. Make rifle safe, and with shotgun, anywhere right of the sign post engage the 4 targets till down. Rifle reload may be made at any time.

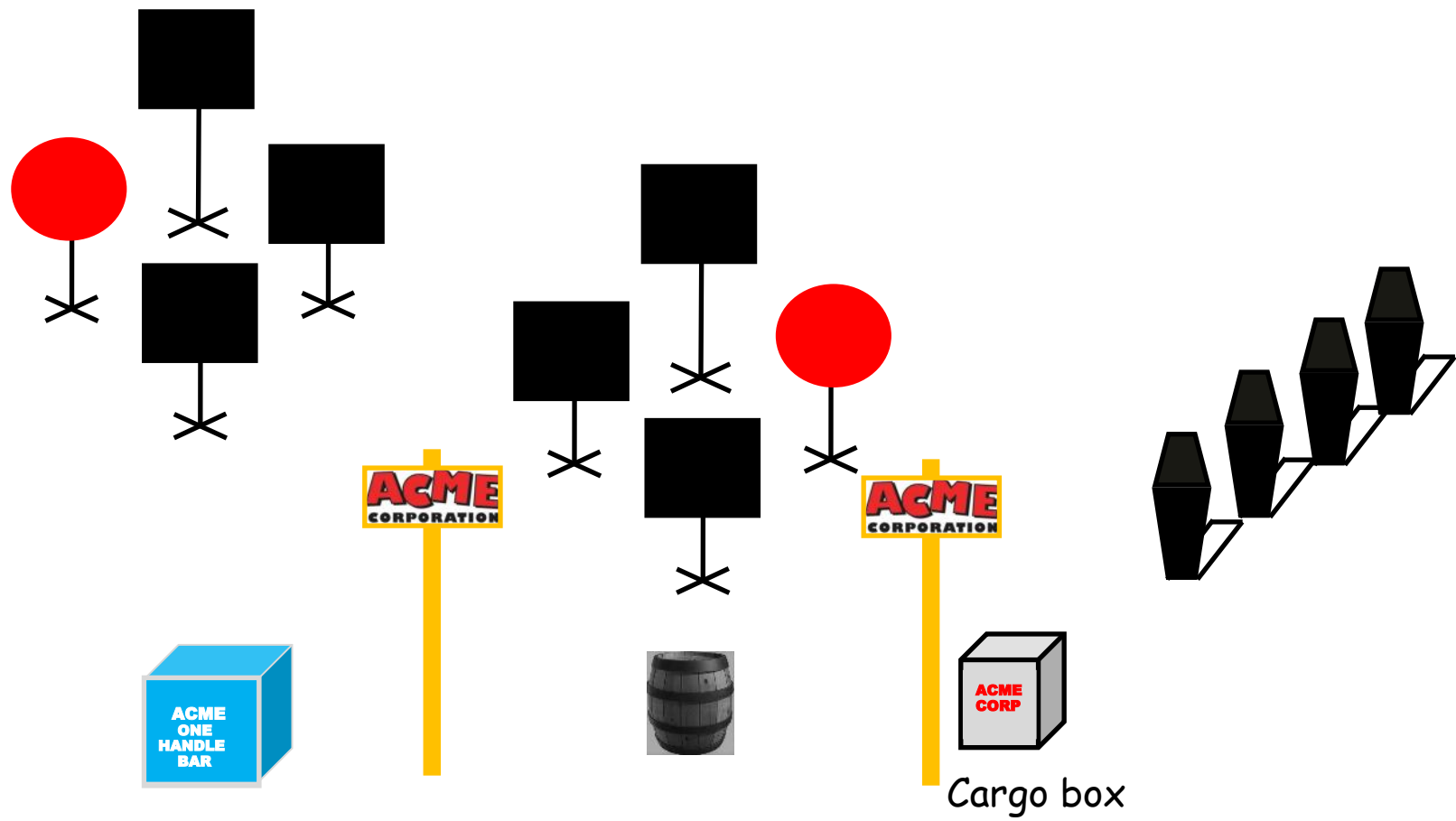
Take timer to next stage, but leave



spotting sticks



**Stage 4**  
**10 10 4 +**



**Staging:** Pistols, 5 rounds each holstered: Rifle ACME Handlebar Crate:  
 SG staged on Cargo box

**Sequence:** Rifle, Pistols, SG

**Start:** At ACME Handlebar Crate with hands at low surrender.

When ready, say: "We're with the Yellowstone."

**ATB:** From ACME crate with rifle place 2 rounds on each black square and 4 rounds on the red circle in any order, sequence or direction. Anywhere between the sign posts with pistols repeat instructions as per rifle. From anywhere with shotgun engage 4 targets till down

Take timer to next stage, but leave  spotting sticks

# Stage 5

1094+



**Staging:** Pistols holstered: Rifle & Shotgun flat on table:

**Sequence:** Pistols and Rifle, then Shotgun

**Start:** From the table with both hands touching hat

When ready, say: "Lady, you crave trouble; you just don't want resistance "

**ATB:** From the table engage the 4 targets in an 1873 salute using both pistols and rifle. From anywhere engage the 4 shotgun targets till down.

This does NOT have to be a sweep. 1 round on left buzzard, 8 rounds on left tombstone, 7 rounds on right tombstone and 3 rounds on right buzzard any way you like.

REMEMBER NINE RIFLE !!!!!!!

May start with rifle or pistols

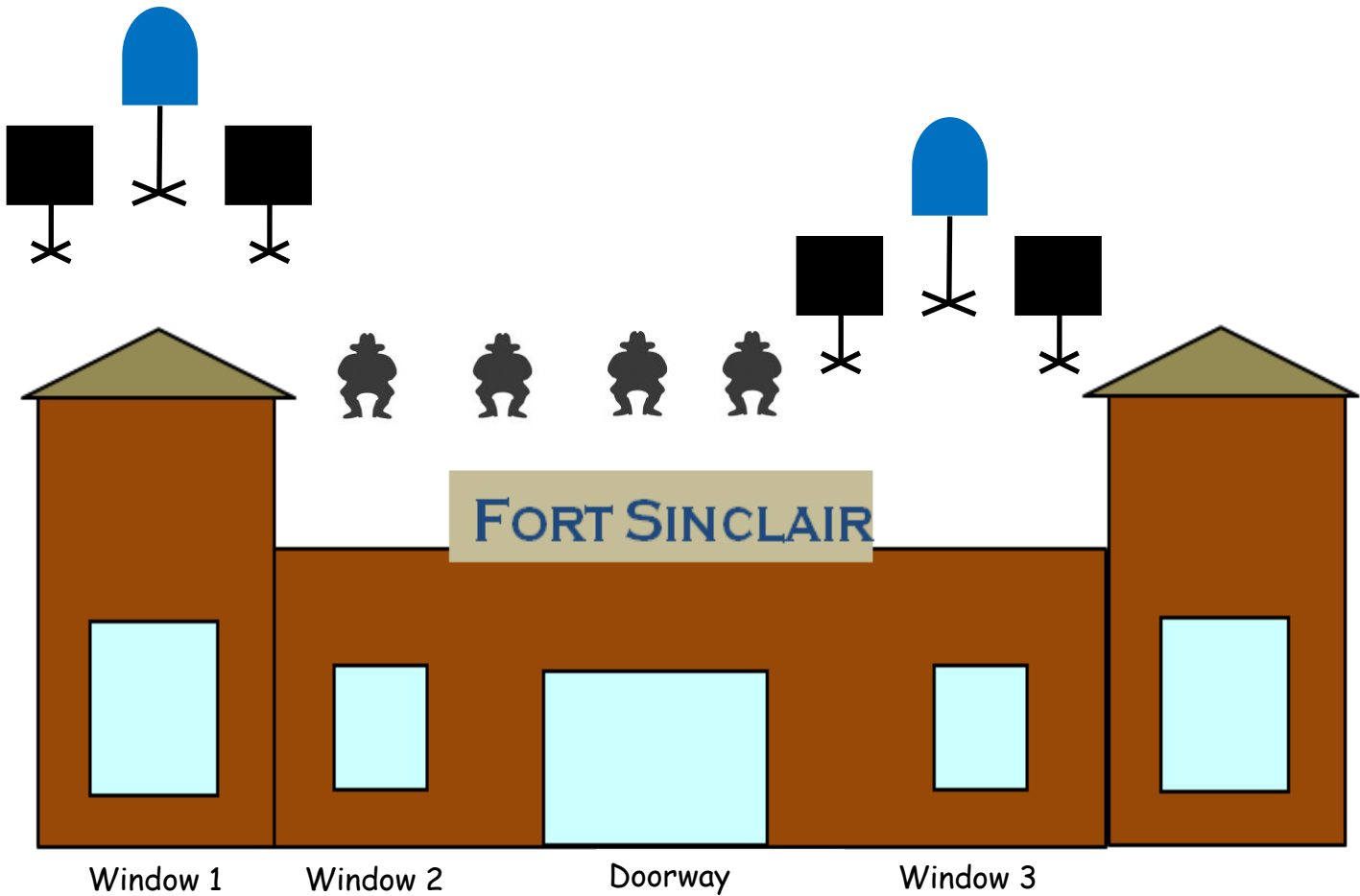
Take timer to next stage, but leave



spotting sticks

# Stage 6

10 10 4 +



**Staging:** Pistols, 5 rounds each holstered: Rifle Window 1: SG Window 2

**Sequence:** Rifle, SG, Pistols

**Start:** Window 1, rifle in hands.

When ready, say: "I doubt that's going to save you buddy".

**ATB:** From Window 1 with rifle shoot a regressive sweep starting and finishing on the blue target, clockwise or counterclockwise. From window 2 with shotgun engage 2 of the 4 shotgun targets, then move to doorway and engage remaining shotgun targets till down. Take shotgun to window 3 and make safe and with pistols repeat instructions as per rifle.

Regressive sweep 4-3-2-1

Take timer to next stage, but leave  spotting sticks