



Saturday, May 11th 2024

Stage Conventions:

ACSA "default" starting position is "at the ready", unless stated otherwise. At the ready has the shooter standing any way they desire, not touching ammo or guns

SASS default: There will be no stages where you must start at a SASS default. (Unless specifically stated) The shooter may stand in any way they desire as long as their hands are where indicated if stated. Example: hands on hat, hands at low surrender, hands touching prop etc

Where instructed to shoot from a specific position, it means the guns must be shot from that position. The position of the shooter is irrelevant. Ie: no foot faults

When a stage notes "repeat". It means repeat the instructions

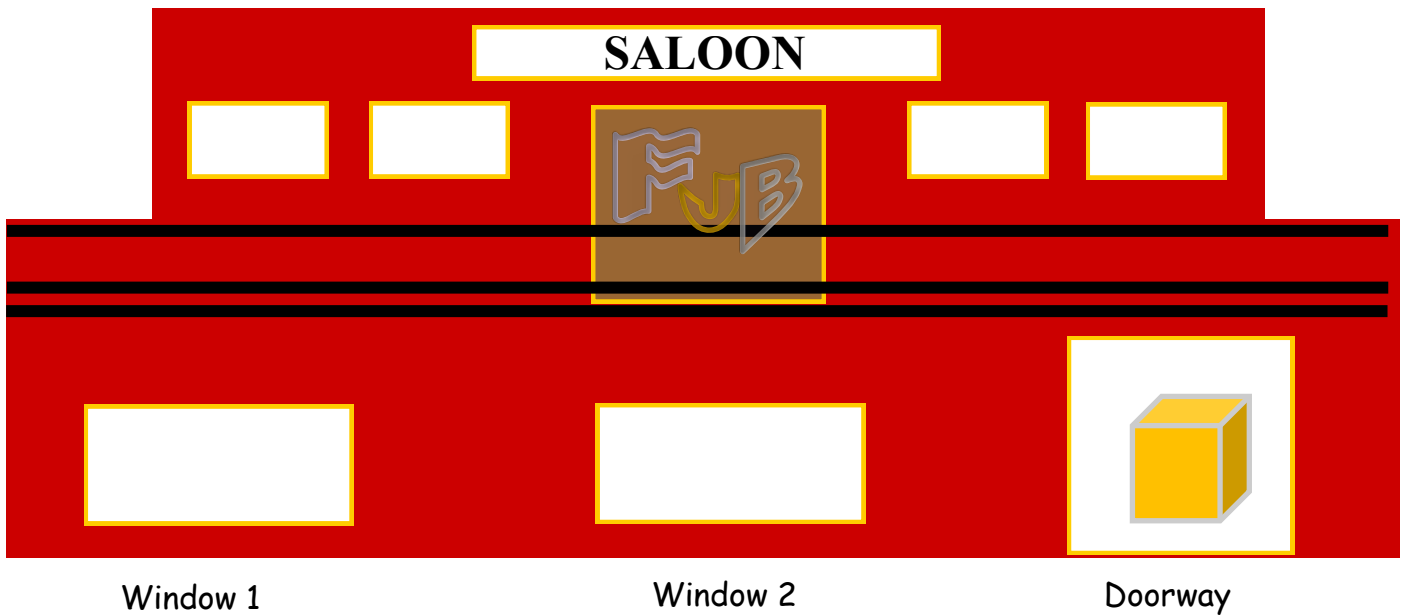

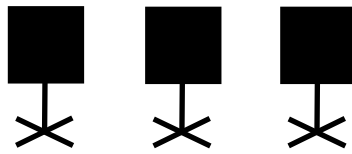
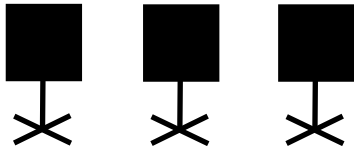
Comstock Rules: All S/G targets *MAY* be re-engaged "Comstock Rules." S/G targets may be re-engaged at the end of the shotgun string or at the moment they've been missed, unless the stage description says otherwise.



Farewell Lone Spur

Stage 1

10 10 4 +



Staging: Pistols holstered: Rifle staged window 1: Shotgun staged anywhere safely.

Sequence: Rifle, Pistols, Shotgun

Start: At the ready.

When ready, say: "Don't tell me you shot clean again Jake?"

ATB: From window 1 with rifle shoot a regressive sweep on the blue tombstone and the 3 **left** squares starting on the blue tombstone. From window 2 with pistols shoot a regressive sweep on the blue tombstone and the 3 **right** squares, starting on the blue tombstone. From doorway with shotgun engage the 4 shotgun targets until down. Regressive sweep 4-3-2-1

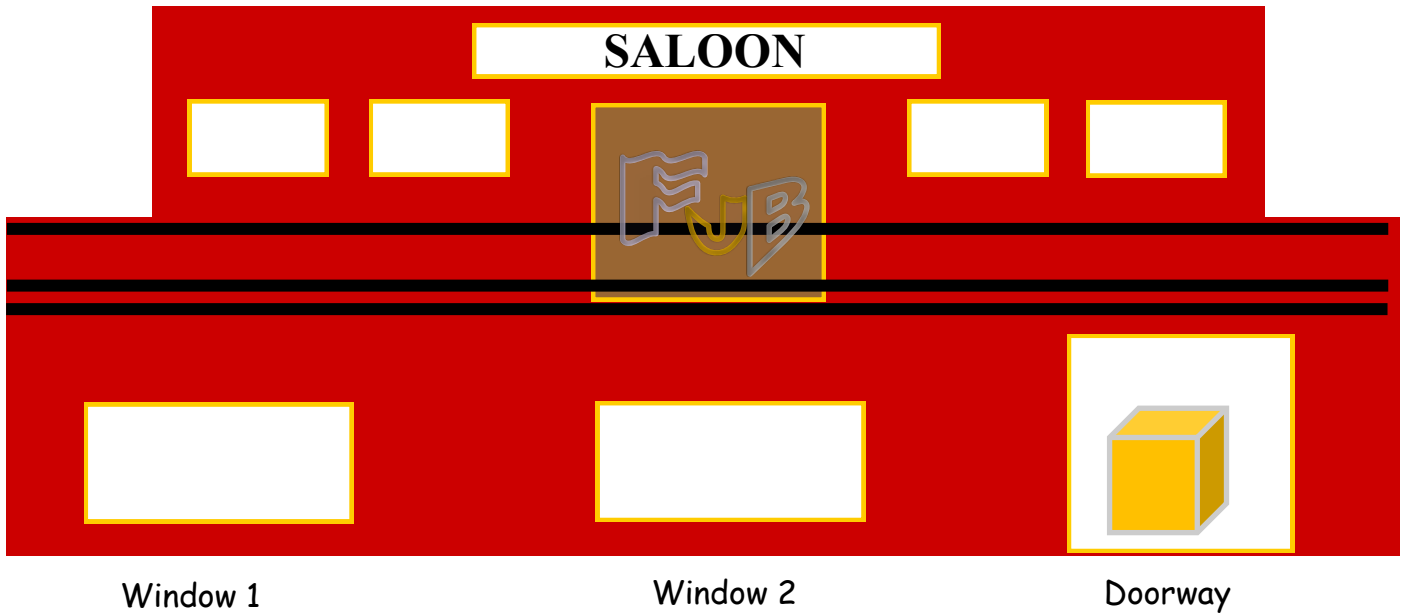
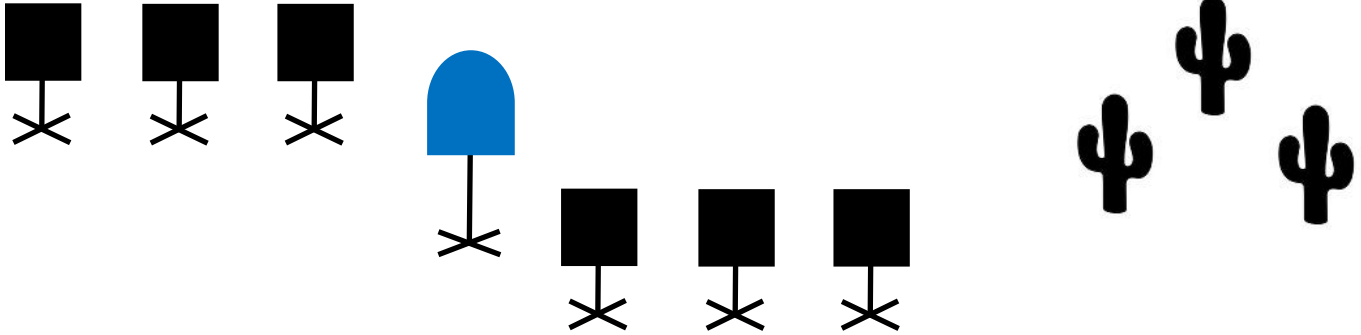


Take timer to next stage, but leave  spotting sticks



Stage 2

10 10 4 +



Staging: Pistols holstered: Rifle staged window 1: Shotgun in both hands in doorway.

Sequence: Shotgun, Rifle, Pistols

Start: Shotgun in both hands in doorway.

When ready, say: "Happy Mothers day"

ATB: From doorway with shotgun engage the 4 shotgun targets until down. Make shotgun safe. Then from window 1 with rifle place 9 rounds on the 3 squares & 1 round on the blue tombstone any way desired. From window 2 with pistols repeat instructions as per rifle.

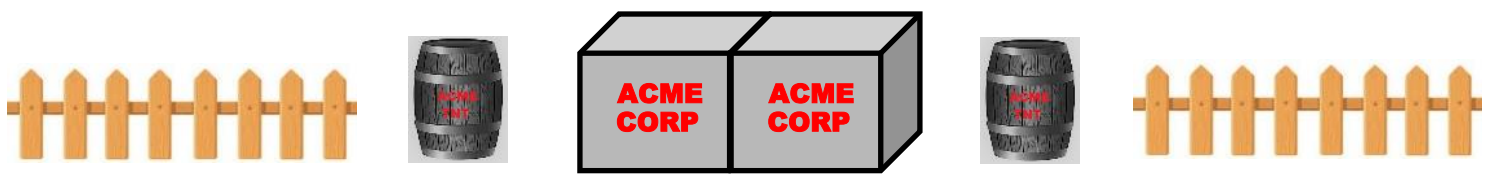
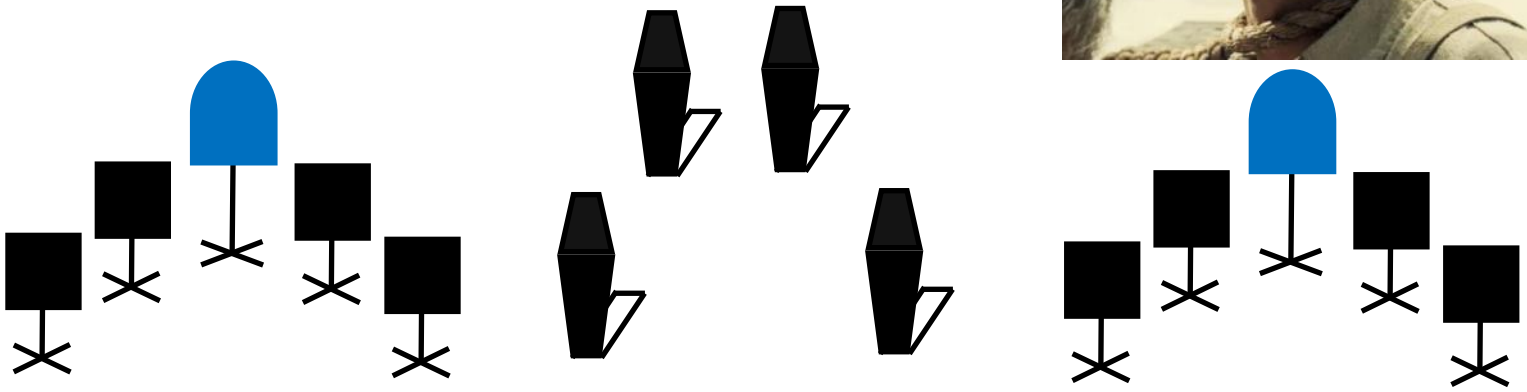
Each square must receive at least 1 round.



Take timer to next stage, but leave  spotting sticks

Stage 3

10 10 4 +



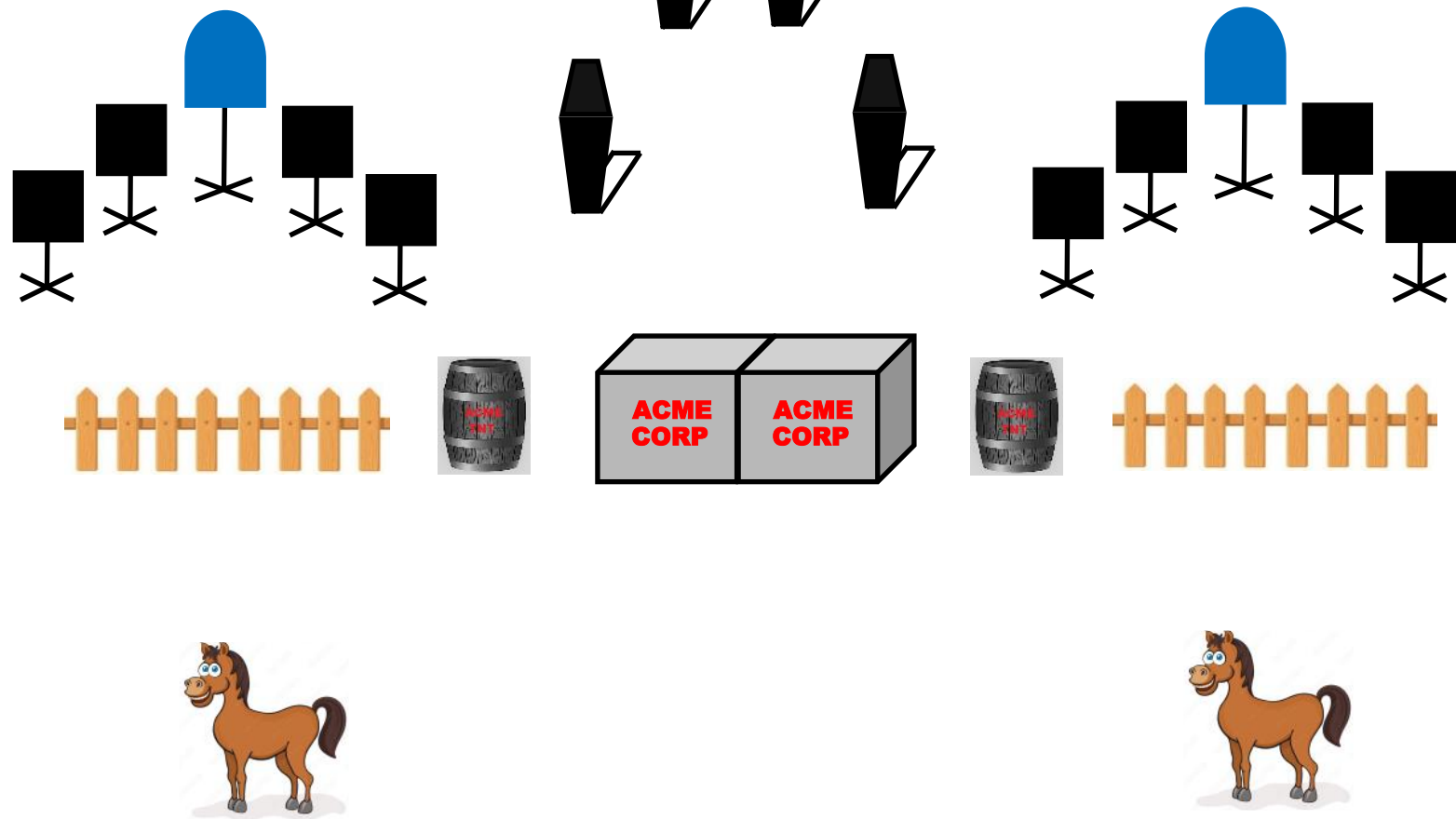
Staging: Pistols holstered: Rifle in hands at either horse: Shotgun staged on ACME crates.
Sequence: Rifle, Pistols, Shotgun
Start: Rifle in hands at horse of choice.
When ready, say: "First time?"
ATB: With rifle, shoot a 3-1-1 sweep on the 3 left targets starting on the blue tombstone then repeat on the 3 right targets also starting on the blue tombstone directly down range from horse. Make rifle safe fully flat between the guides on top of the horse pointing into berm. From anywhere with pistols repeat rifle instructions on the OTHER set of targets. From ACME crates with shotgun engage 4 shotgun targets until down. May start on the left side 3-1-1 sweep or the right side 3-1-1 sweep but **MUST** start both sweeps on the blue tombstone

Take timer to next stage, but leave  spotting sticks



Stage 4

10 10 4 +



Staging: Pistols holstered: Rifle staged on either horse: Shotgun staged on the OTHER horse.

Sequence: Rifle, Shotgun, Pistols

Start: At the ready from horse of choice.

When ready, say: "Buster Scruggs? The runt from Reata Pass"

ATB: With rifle, on the targets directly down range from horse, place 10 on 5. Make rifle safe fully flat between the guides on top of the horse pointing into berm. Retrieve shotgun from the other horse, and from anywhere with shotgun engage the 4 shotgun targets until down. Make shotgun safe on ACME crates. From anywhere with pistols repeat instructions as per the rifle on either the right or left set of targets. Shooter's choice. Each target must receive at least one round

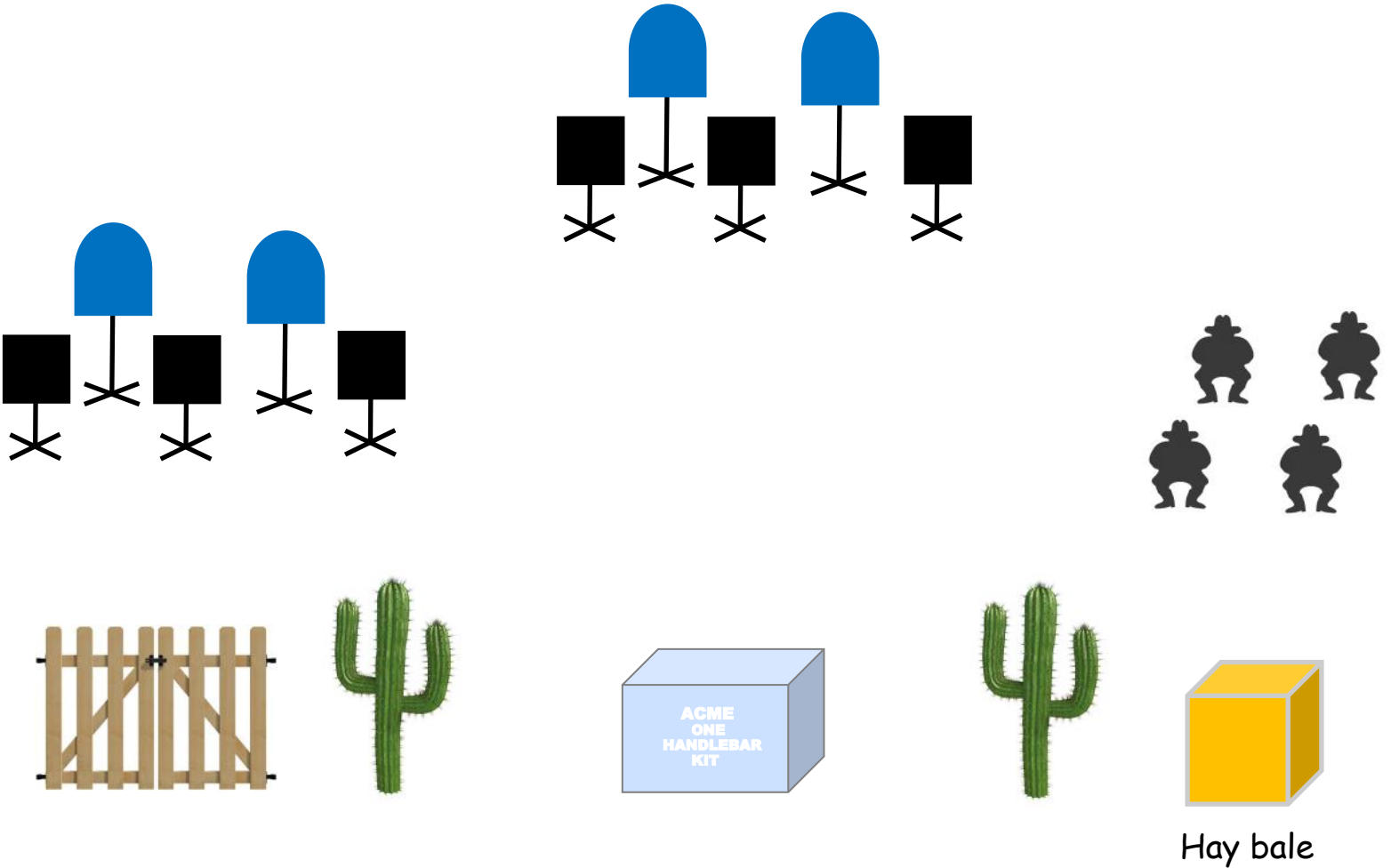
Take timer to next stage, but leave



spotting sticks

Stage 5

10 10 4 +



Staging: Pistols holstered: Rifle on ACME crate: Shotgun staged on hay bale.

Sequence: Shooters choice, rifle not last.

Start: Hands at low surrender.

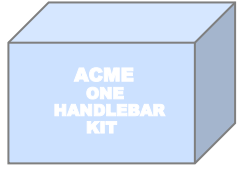
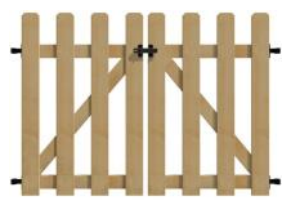

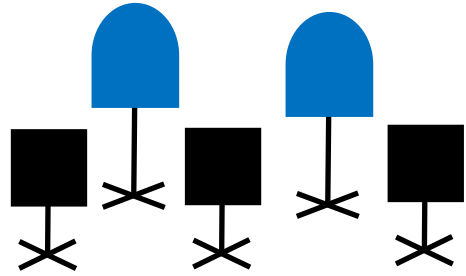
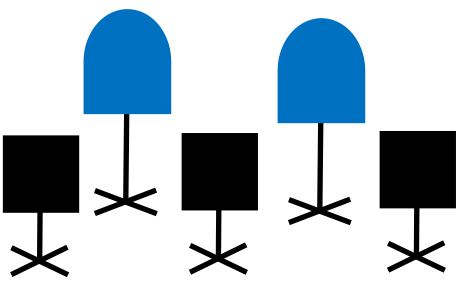
When ready, say: "You measly skunk, you shot me in the back"

ATB: Anywhere left of the left cactus, with pistols place 2 rounds on one of the tombstones then sweep the squares. Then repeat using the other tombstone. From crate with rifle repeat instructions as per pistols. From hay bale with shotgun engage the 4 targets until down.

Take timer to next stage, but leave  spotting sticks

Stage 6

10 10 4 +



Hay bale

Staging: Pistols holstered: Rifle on ACME crate: Shotgun staged anywhere.

Sequence: Pistols, Rifle, Shotgun

Start: Pistol or pistols resting on, or touching any part of the fence.

When ready, say: "They say you're the one to beat, singing and slinging guns."

ATB: Anywhere left of the left cactus with pistols shoot a continuous Nevada sweep on the black squares starting on either end for a total of 5 rounds and place at least 2 rounds on each blue tombstone for a total of 10 rounds. From crate with rifle repeat instructions as per pistols. Anywhere right of the right cactus with shotgun engage the 4 targets until down.

May start with the Nevada sweep or start with 5 rounds on the 2 blue tombstones.

Shooters choice

Take timer to next stage, but leave



spotting sticks