



Saturday, Mar 9th 2024

Stage Conventions:

ACSA "default" starting position is "at the ready", unless stated otherwise. At the ready has the shooter standing any way they desire, not touching ammo or guns

SASS default: There will be no stages where you must start at a SASS default. (Unless specifically stated) The shooter may stand in any way they desire as long as their hands are where indicated if stated. Example: hands on hat, hands at low surrender, hands touching prop etc

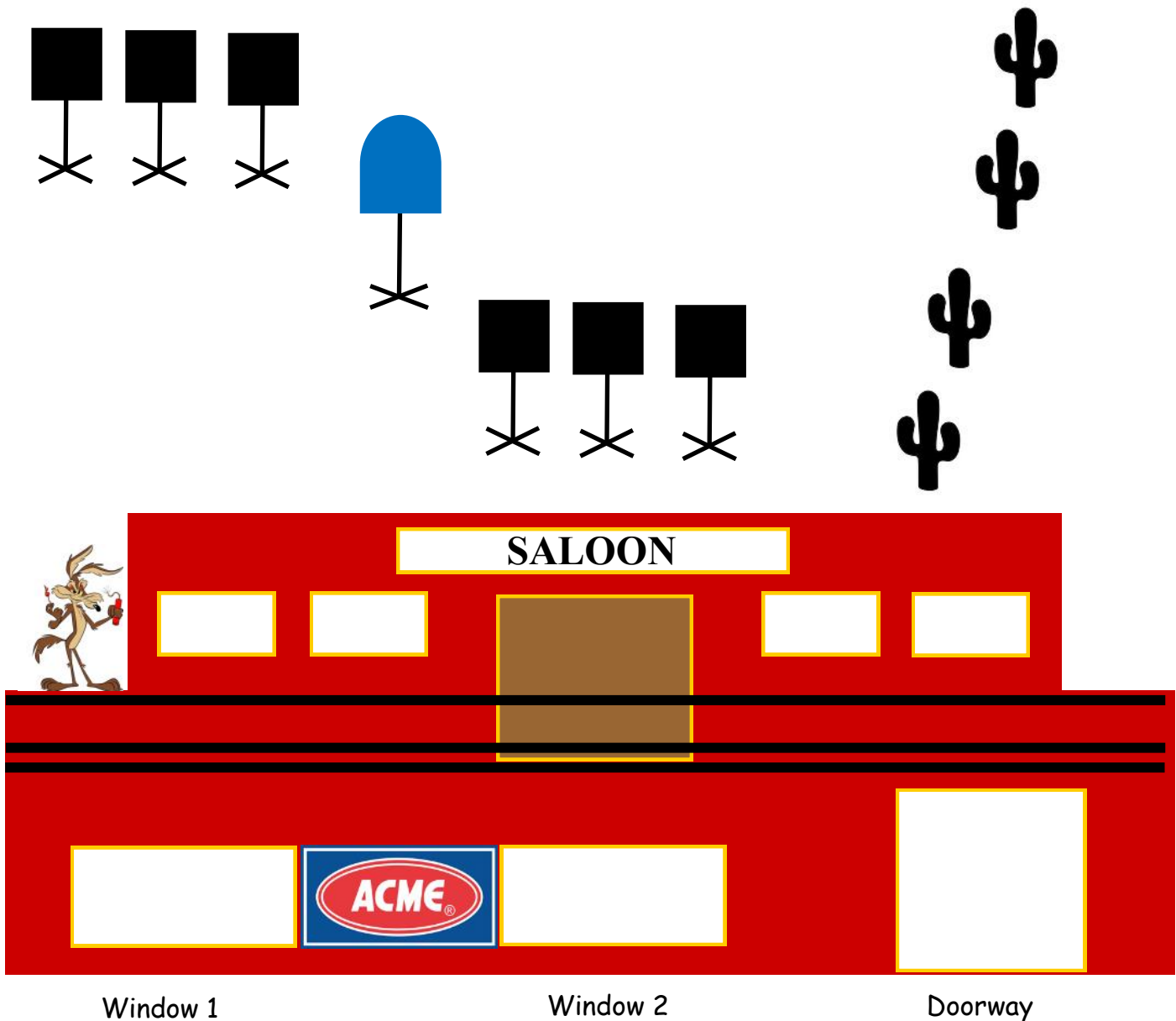
Where instructed to shoot from a specific position, it means the guns must be shot from that position. The position of the shooter is irrelevant.
Ie: no foot faults

When a stage notes "repeat". It means repeat the instructions

Comstock Rules: All S/G targets MAY be re-engaged "Comstock Rules." S/G targets may be re-engaged at the end of the shotgun string or at the moment they've been missed, unless the stage description says otherwise.

Stage 1

10 10 4 +



Staging: Pistols holstered: Rifle at window 1: Shotgun staged window 2.

Sequence: Rifle, Pistols, Shotgun

Start: Hands at low surrender.

When ready, say: "You gonna pull those pistols or whistle Dixie"

ATB: With rifle, shoot a regressive sweep on the blue tombstone and the 3 LEFT squares, starting on Tombstone. From window 2 with pistols shoot a regressive sweep on the blue tombstone and the 3 RIGHT squares starting on Tombstone.

From doorway with shotgun engage the 4 shotgun targets till down.



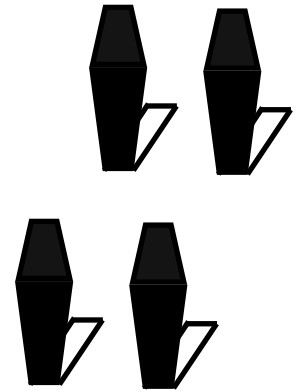
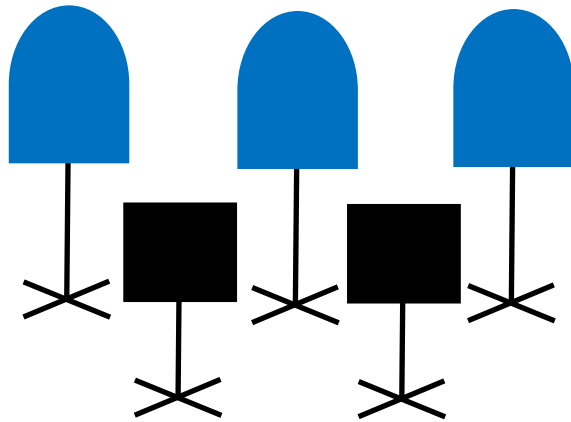
Regressive sweep 4-3-2-1



Take timer to next stage, but leave  spotting sticks

Stage 2

10 10 4 +



Hay Bale



Staging: Pistols holstered: Rifle staged on horse: Shotgun staged on hay bale.

Sequence: Rifle, Pistols, Shotgun

Start: At the ready.

When ready, say: "I reckon so"

ATB: With rifle, shoot a 3-1-2-1-3 sweep starting on either end. Make rifle safe fully flat between the guides on top of the horse pointing into berm. From anywhere behind the fence with pistols repeat instructions as per rifle. From hay bale with shotgun engage 4 shotgun targets until down.

Pistols may be shot from ANYWHERE behind the fence

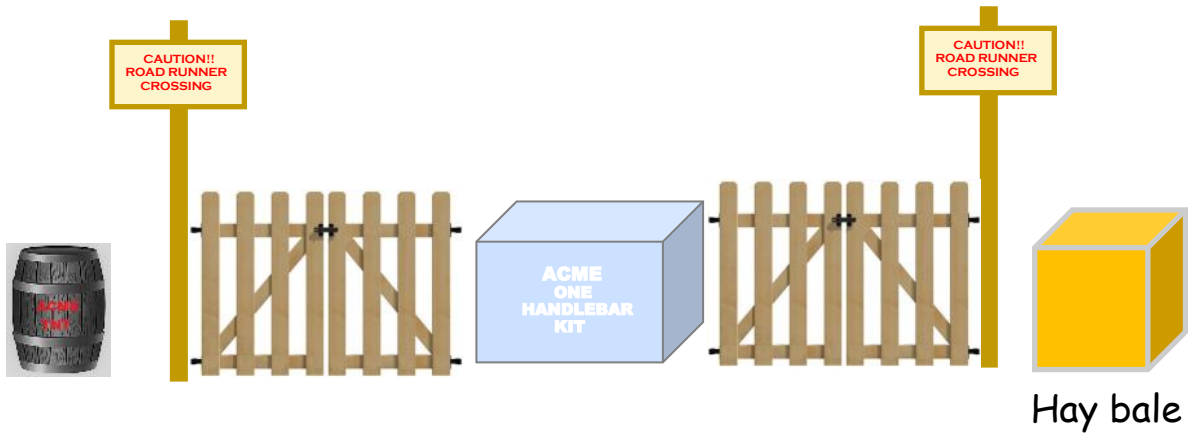


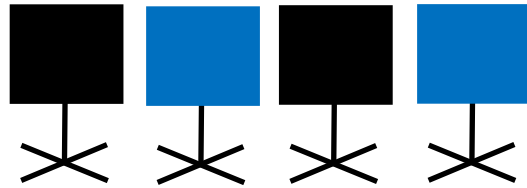
Take timer to next stage, but leave



spotting sticks

Stage 3

10 10 4 +



Staging: Pistols holstered: Rifle on ACME crate: Shotgun staged anywhere.

Sequence: Rifle first, then shooters choice.

Start: Hands at low surrender.

When ready, say: "You're a daisy if you do"

ATB: From crate with rifle shoot a 1-3-1 sweep on the LEFT 3 targets starting on either black square and a 1-3-1 sweep on the RIGHT 3 targets starting on either blue square.

May start with either sweep.

Anywhere left of the left sign post with pistols repeat instructions as per rifle.

Anywhere right of the right sign post with shotgun engage all four SG targets until down.


Take timer to next stage, but leave



spotting sticks

Stage 4

10 10 4 +



Staging: Pistols holstered: Rifle on table: Shotgun in hands anywhere left of the cactus.

Sequence: Shotgun, Pistols or Rifle, Shotgun

Start: Shotgun in both hands any where left of the cactus.

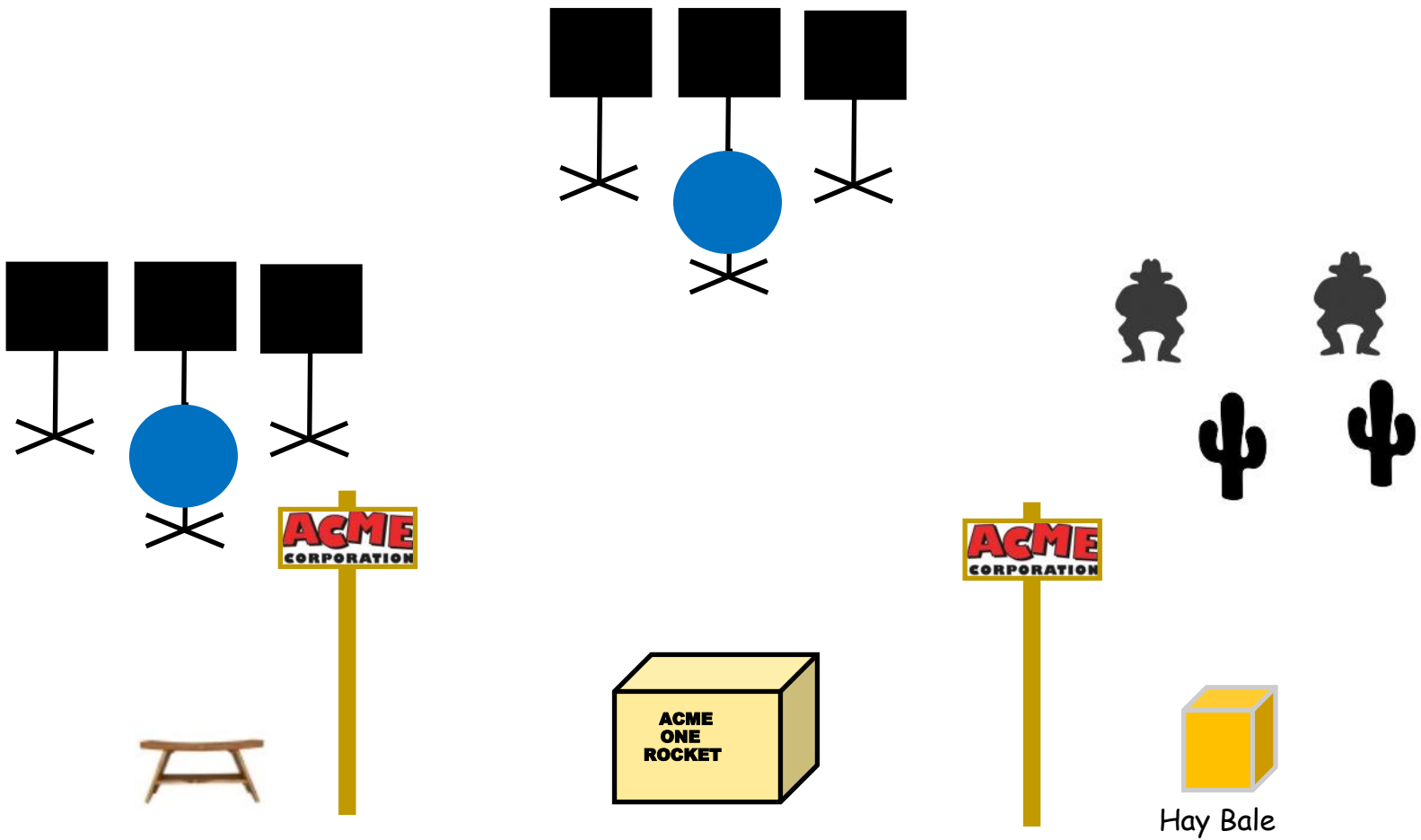
When ready, say: "Must be a peach of a hand"

ATB: Engage the 2 left side shotgun targets until down. Stage shotgun on table for future use. From table with pistols shoot a continuous double tap Nevada sweep on the black tombstones. From table with rifle repeat instructions as for pistols on the blue tombstones. Retrieve shotgun from table and engage final 2 shotgun targets until down. The first 2 shotgun targets must be engaged left side of the cactus until down

Take timer to next stage, but leave  spotting sticks

Stage 5

10 10 4 +



Staging: Pistols holstered: Rifle on ACME rocket crate: Shotgun staged anywhere

Sequence: Shooters choice, rifle not last.

Start: at the ready.

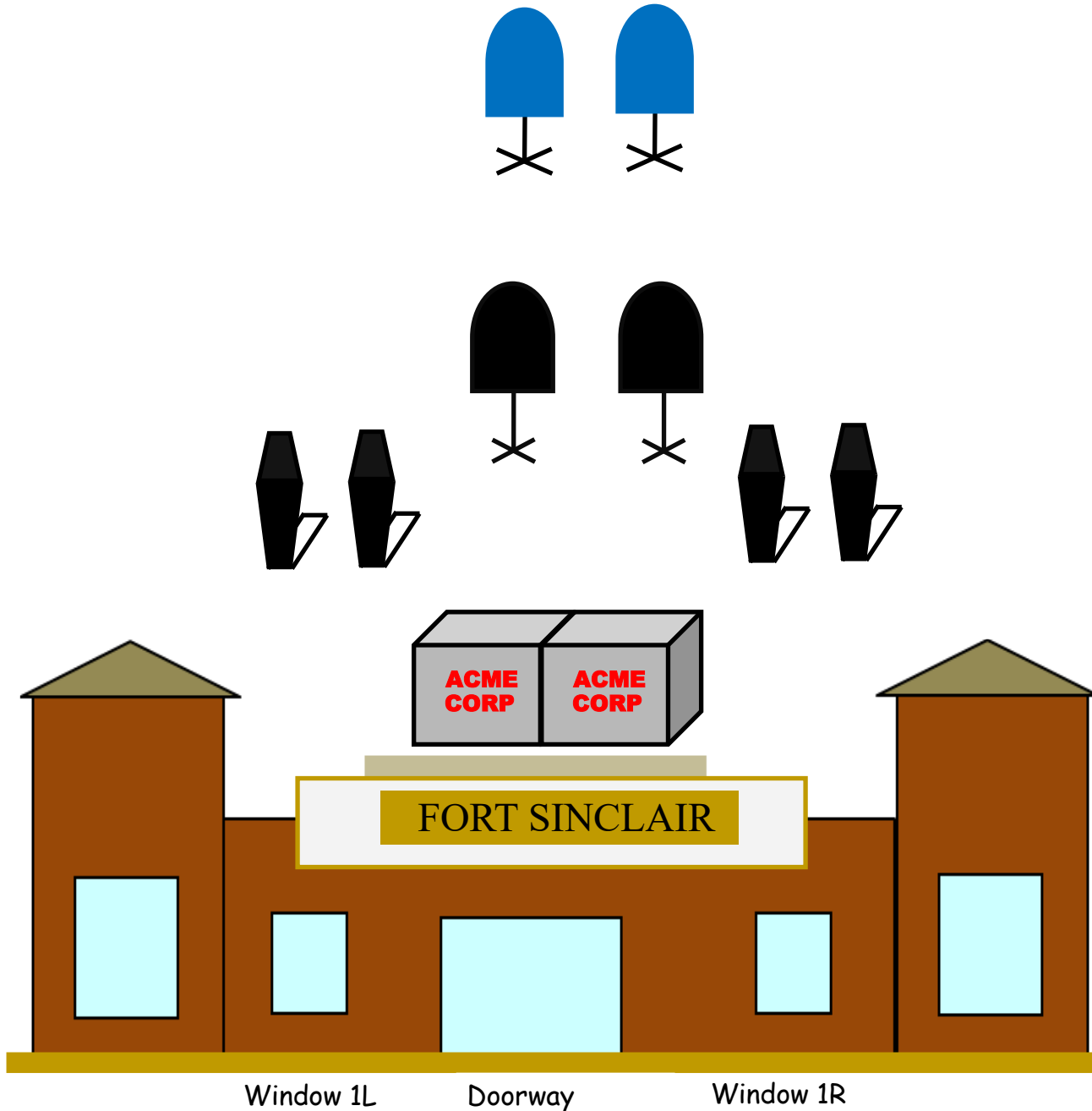
When ready, say: "Not me. I'm in my prime"

ATB: Anywhere left of the left sign post, with pistols double tap the blue circle and sweep the black squares, then repeat. From ACME crate with rifle repeat instructions as per the pistols. Anywhere right of the right sign post with shotgun engage 4 shotgun targets until down.

Take timer to next stage, but leave  spotting sticks

Stage 6

10 10 4+



Window 1L

Doorway

Window 1R

Staging: Pistols holstered: Shotgun staged at 1L or 1R: Rifle on ACME CRATES downrange

Sequence: Shotgun, Rifle, Pistols.

Start: At the ready.

When ready, say: "My mistake, 4 coffins"

ATB: At 1L or 1R with shotgun engage the 2 targets directly in front until down.

Anywhere from the doorway to the crates with shotgun engage the 2 remaining targets until down. From crates with rifle, shoot a poor man's progressive sweep on the blue tombstones starting on either target. From crates with pistols repeat instructions as per the rifle on the black tombstones.

Progressive sweep 1-2-3-4

Take timer to next stage, but leave



spotting sticks