



Saturday, Jan 14th 2023

Stage Conventions:

ACSA "default" starting position is "at the ready", unless stated otherwise. At the ready has the shooter standing any way they desire, not touching ammo or guns

SASS default: There will be no stages where you must start at a SASS default. (Unless specifically stated) The shooter may stand in any way they desire as long as their hands are where indicated if stated. Example: hands on hat, hands at low surrender, hands touching prop etc

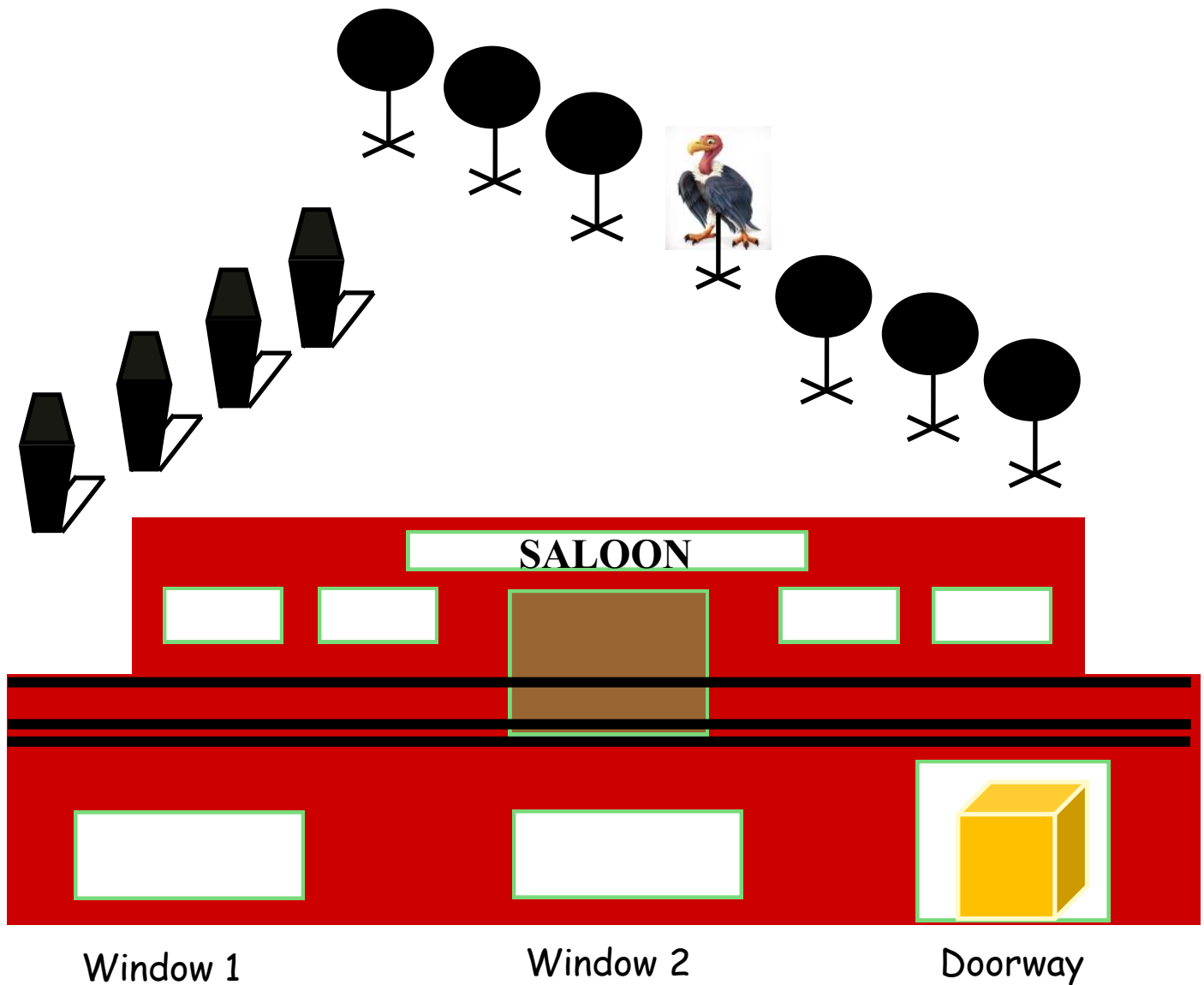
Where instructed to shoot from a specific position, it means the guns must be shot from that position. The position of the shooter is irrelevant.
Ie: no foot faults

When a stage notes "repeat". It means repeat the instructions

Comstock Rules: All S/G targets MAY be re-engaged "Comstock Rules." S/G targets may be re-engaged at the end of the shotgun string or at the moment they've been missed, unless the stage description says otherwise.

Stage 1

10, 10, 4+



Staging: Pistols, 5 rounds each holstered / rifle, 10 at window 2 / shotgun window 1

Sequence: Shooters choice, rifle not last

Start: Hands on hat

When ready, say: Say When

ATB: At window 1 with shotgun engage all 4 targets till down. Window 2 with rifle shoot a regressive sweep on the buzzard and the 3 left circles. From doorway with pistols shoot a regressive on the buzzard and the 3 right circles.

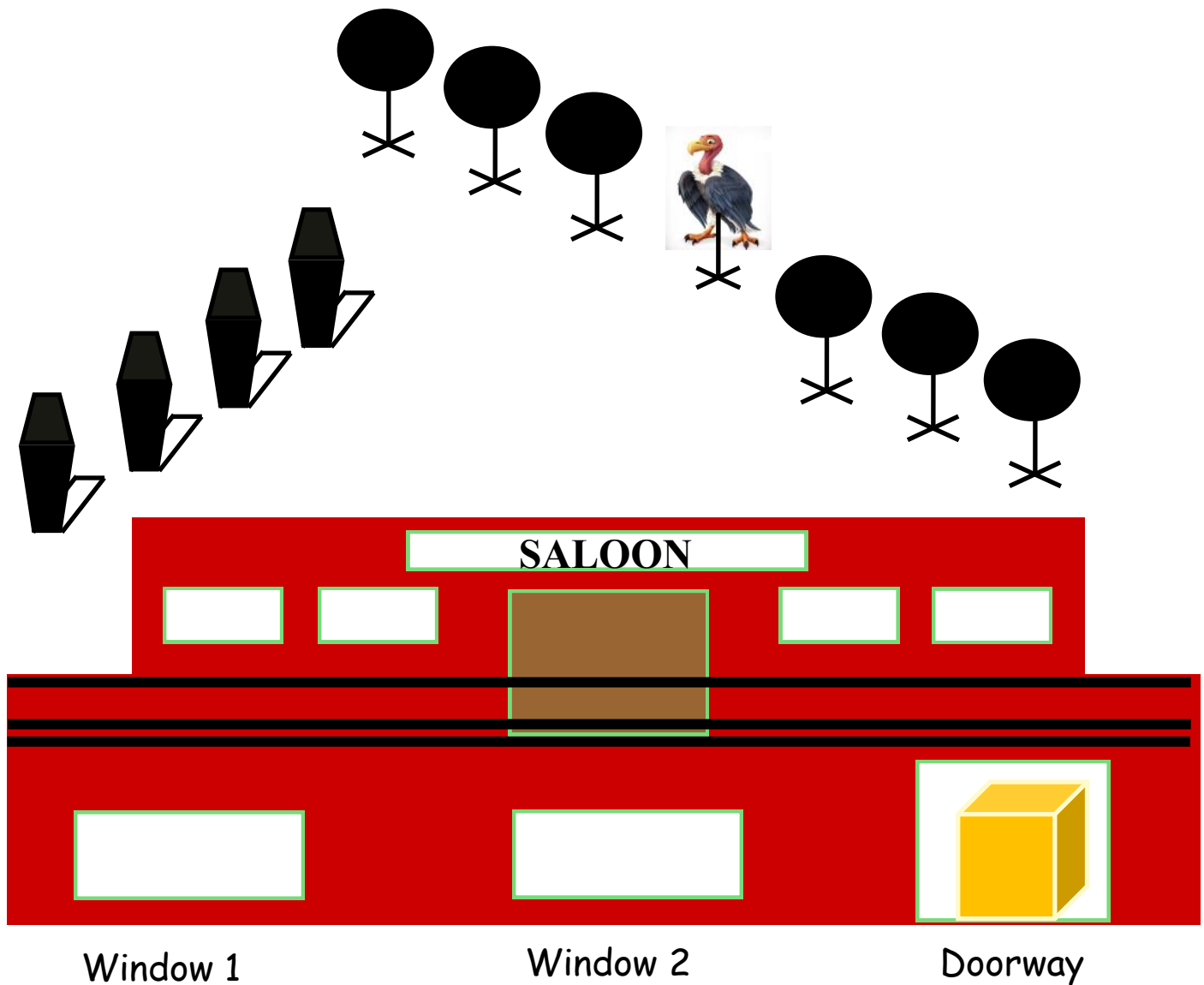
Both sweeps must start on the buzzard

Regressive sweep 4-3-2-1

Take timer to next stage, but leave the spotting flags

Stage 2

10, 10, 4+



Staging: Pistols, 5 rounds each holstered / rifle, 10 at window 2 / shotgun window 1

Sequence: Shotgun Rifle Pistols

Start: Shotgun in hands

When ready, say: Must be a peach of a hand

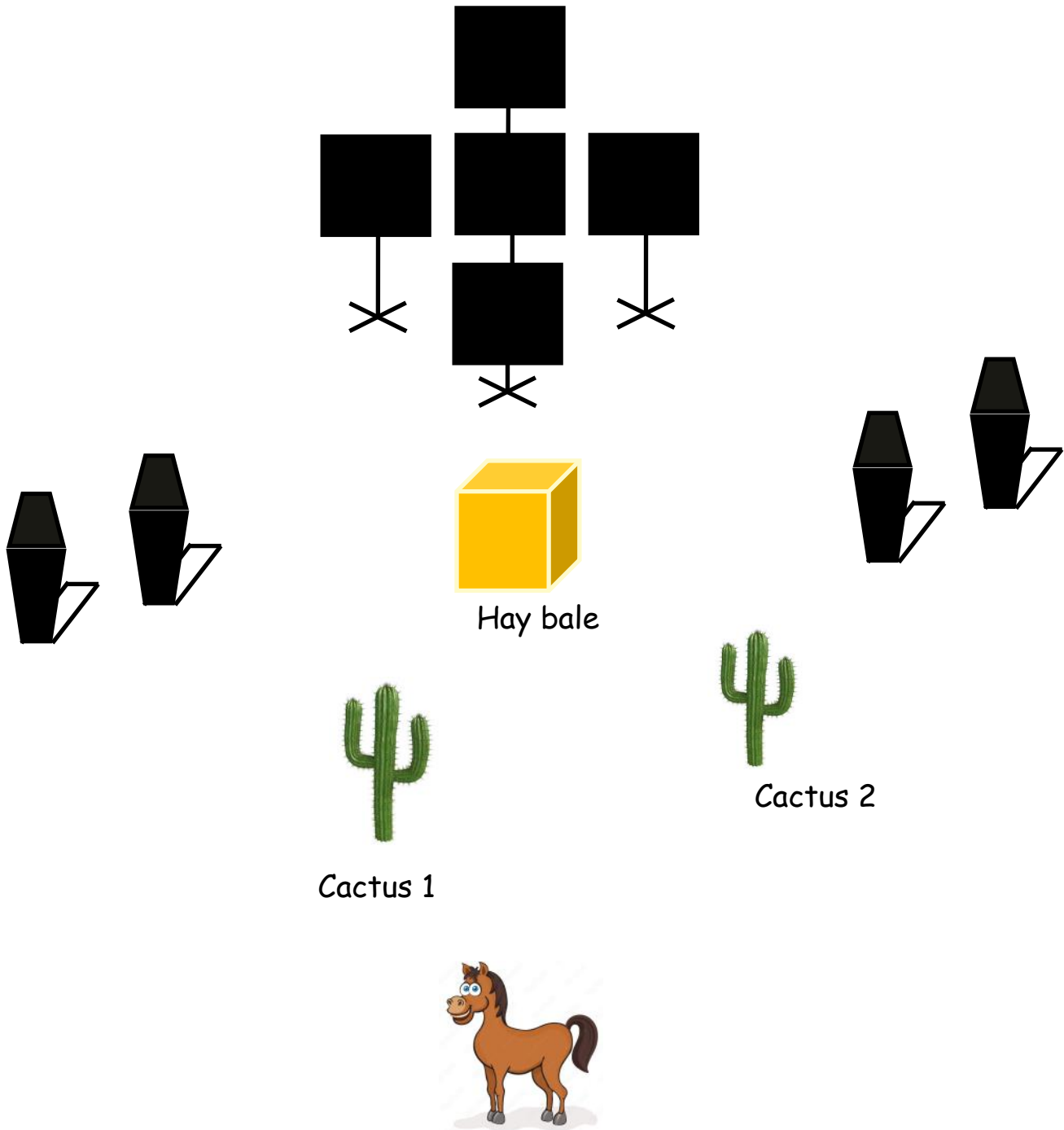
ATB: At window 1 with shotgun engage all 4 targets till down. Window 2 with rifle continuous Nevada sweep the three left circles and place 5 rounds on the Buzzard. From doorway with pistols continuous Nevada sweep the 3 right circles and place 5 rounds on the buzzard.

Start sweep on any circle. May start with sweep or 5 on buzzard

Take timer to next stage, but leave the spotting flags

Stage 3

10, 10, 4 +



Staging: Pistols, 5 rounds each holstered / rifle, 10 in hands at horse / shotgun on horse.

Sequence: Rifle, SG, Pistols

Start: Rifle in hands at horse

When ready, say: You called down the thunder!!!

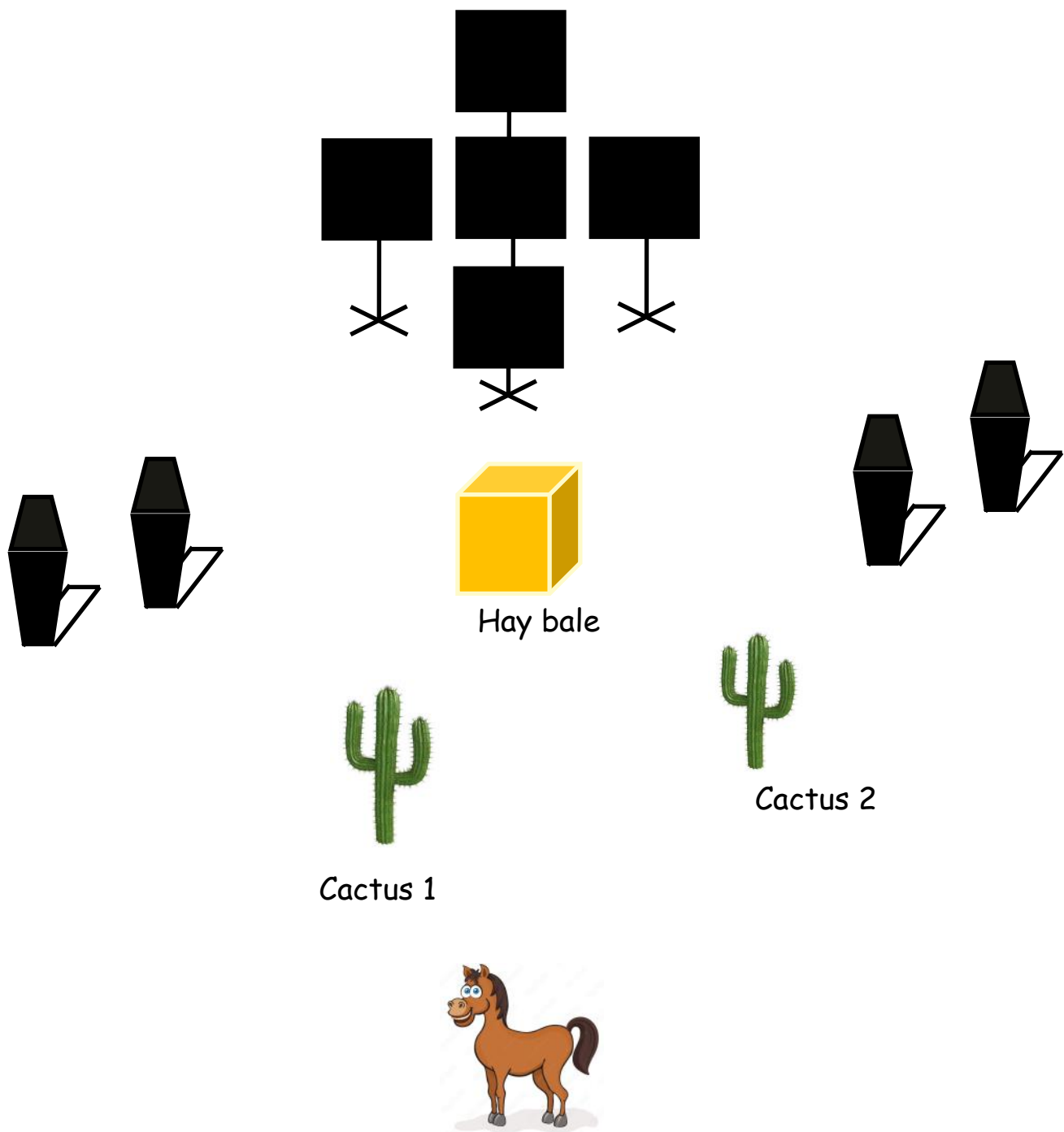
ATB: With rifle shoot a 1-3-1 vertical sweep and a 1-3-1 horizontal sweep. Make rifle safe on horse between rails pointing into berm. Retrieve shotgun from horse and to the left of cactus 1 engage 2 SG targets till down and to the right of cactus 2 engage 2 SG targets till down. Take shotgun to hay bale and with pistols repeat rifle instructions.

May start with either sweep

Take timer to next stage, but leave the spotting flags

Stage 4

10, 10, 4 +



Staging: Pistols, 5 rounds each holstered / rifle, 10 & shotgun on horse.

Sequence: Rifle, SG, pistols

Start: At the ready

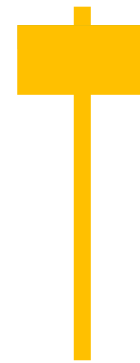
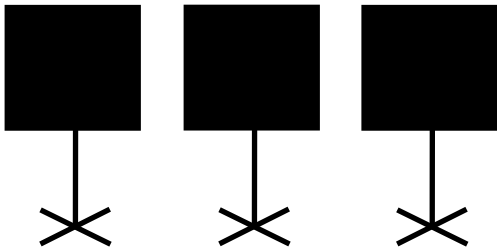
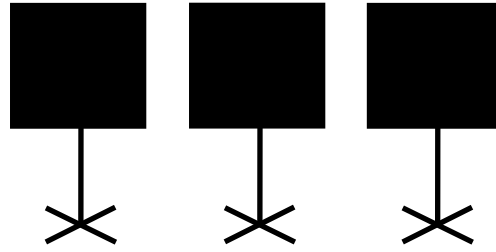
When ready, say: Not me, I'm in my prime

ATB: With rifle place a single round on the center square, then place 2 rounds each on the 4 outer squares, then final round on center square. Make rifle safe on horse between rails pointing into berm. Retrieve shotgun from horse and engage the 4 SG targets till down from anywhere. Take shotgun to hay bale and with pistols repeat rifle instructions.

Take timer to next stage, but leave the spotting flags

Stage 5

10, 10, 4 +



Sign post

Staging: Pistols, 5 rounds each holstered / rifle, 10 rounds and shotgun on table

Sequence: Pistol, Rifle, Shotgun

Start: Both hands touching stick of dynamite on top of barrel


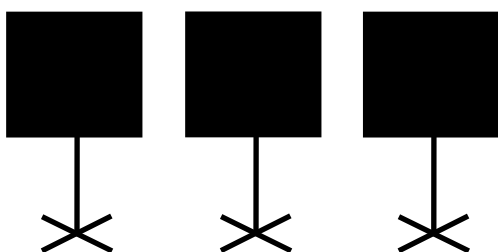
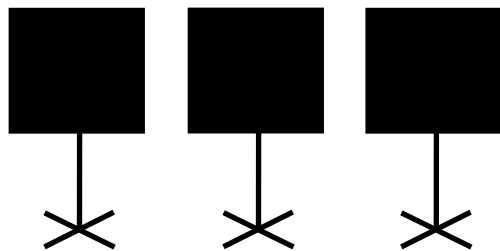
When ready, say: I have 2 guns, one for each of ya

ATB: With pistols double tap continuous Nevada sweep targets starting on either end. At table with rifle repeat as per pistols instructions. Any where right of sign post with shotgun engage 4 knock downs

Take timer to next stage, but leave the spotting flags

Stage 6

10, 10, 4 +



Staging: Pistols, 5 rounds each holstered / rifle, 10 rounds and shotgun on table

Sequence: Rifle, pistols, shotgun

Start: At the ready

When ready, say: Guess maybe you better swear me in

ATB: With rifle place at least three rounds on each target with no triple taps. From anywhere with pistols repeat rifle instructions. Any where right of sign post with shotgun engage 4 knock downs

Take timer to next stage, but leave the spotting flags