



Saturday, Dec 10th 2022

Stage Conventions:

ACSA "default" starting position is "at the ready", unless stated otherwise. At the ready has the shooter standing any way they desire, not touching ammo or guns

SASS default: There will be no stages where you must start at a SASS default. (Unless specifically stated) The shooter may stand in any way they desire as long as their hands are where indicated if stated. Example: hands on hat, hands at low surrender, hands touching prop etc

Where instructed to shoot from a specific position, it means the guns must be shot from that position. The position of the shooter is irrelevant.
Ie: no foot faults

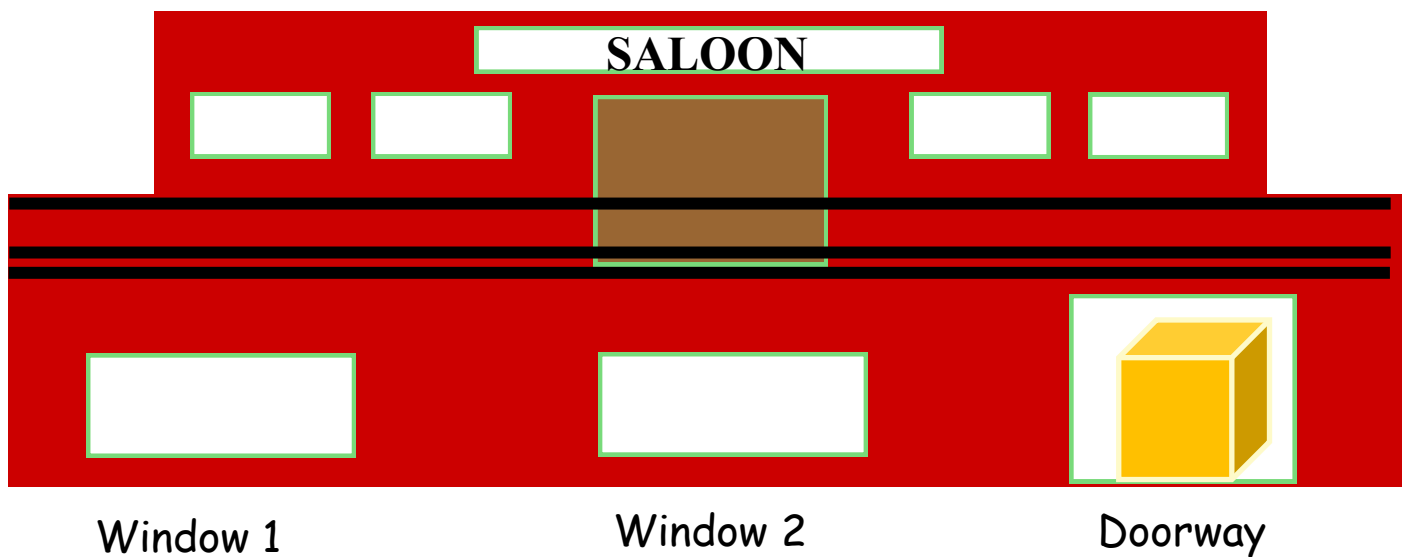
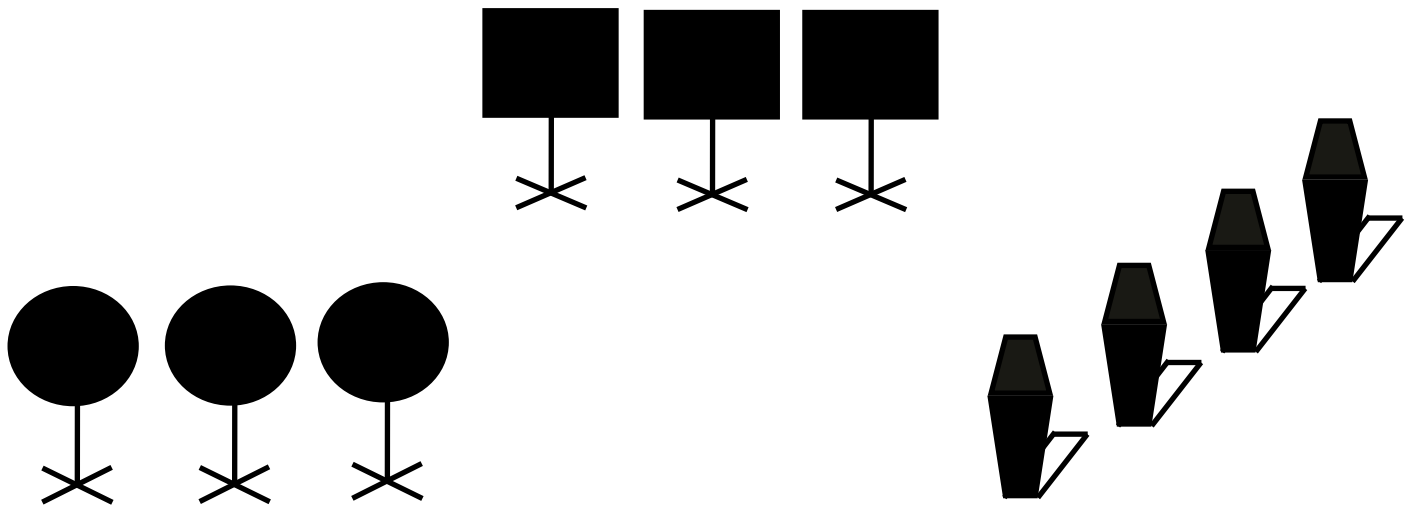
When a stage notes "repeat". It means repeat the instructions

Comstock Rules: All S/G targets MAY be re-engaged "Comstock Rules." S/G targets may be re-engaged at the end of the shotgun string or at the moment they've been missed, unless the stage description says otherwise.



Stage 1

Ten, Ten, 4+



Staging: Pistols, 5 rounds each holstered / rifle, 10 at window 2 / shotgun staged anywhere.

Sequence: Shooters choice, rifle not last

Start: Hands on hat

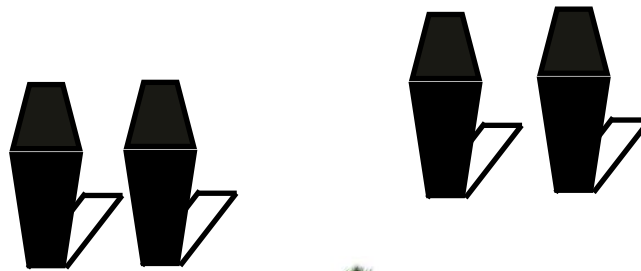
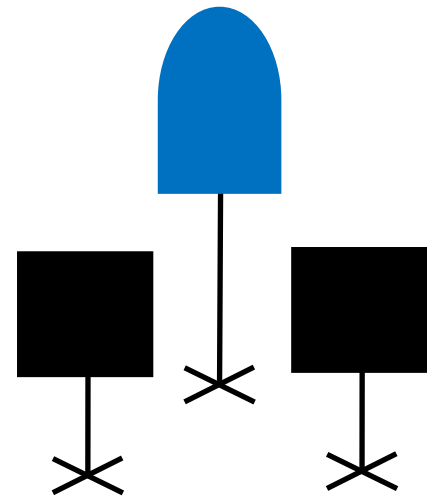
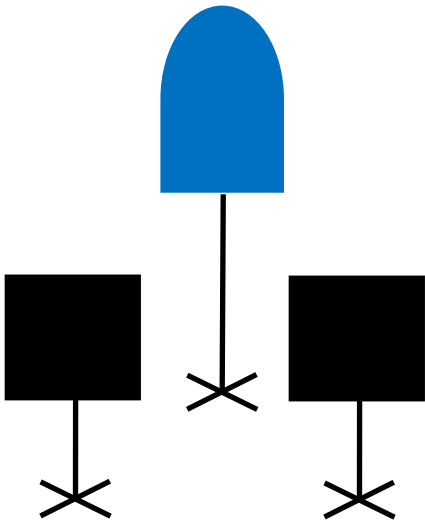
When ready, say: You're wanted Wales

ATB: At window 1 with pistols shoot a continuous Nevada sweep starting on either end. At window 2 with rifle repeat pistol instructions. At doorway with shotgun engage 4 targets till down

Take timer to next stage, but leave the spotting flags

Stage 2

Ten, Ten, 4 +



Hay bale



Horse



Cactus 1



Cactus 2

Staging: Pistols, 5 rounds each holstered / rifle, 10 in hands at horse / shotgun staged on horse.

Sequence: Rifle, SG, pistols

Start: Rifle in hands at horse

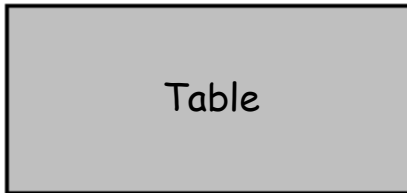
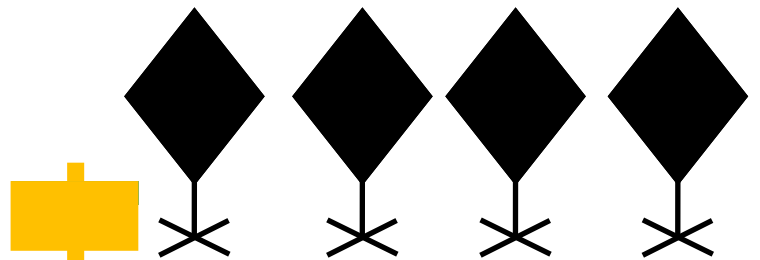

When ready, say: You gonna pull those pistols or whistle Dixie

ATB: With rifle double tap blue tombstone, then, alternate single taps on the squares for 6 rounds, then double tap the blue tombstone. Make rifle safe on horse between rails pointing into berm. Retrieve shotgun from horse and to the right of cactus 1 engage 2 SG targets till down and to the right of cactus 2 engage 2 SG targets till down. Take shotgun to hay bale and with pistols repeat rifle instructions.

Take timer to next stage, but leave the spotting flags

Stage 3

Ten, Ten, 4 +



Sign post

Staging: Pistols, 5 rounds each holstered / rifle, 10 rounds and shotgun on table

Sequence: SG & Rifle from table, then Pistols

Start: At the ready

When ready, say: Dyin' aint much of a livin' boy

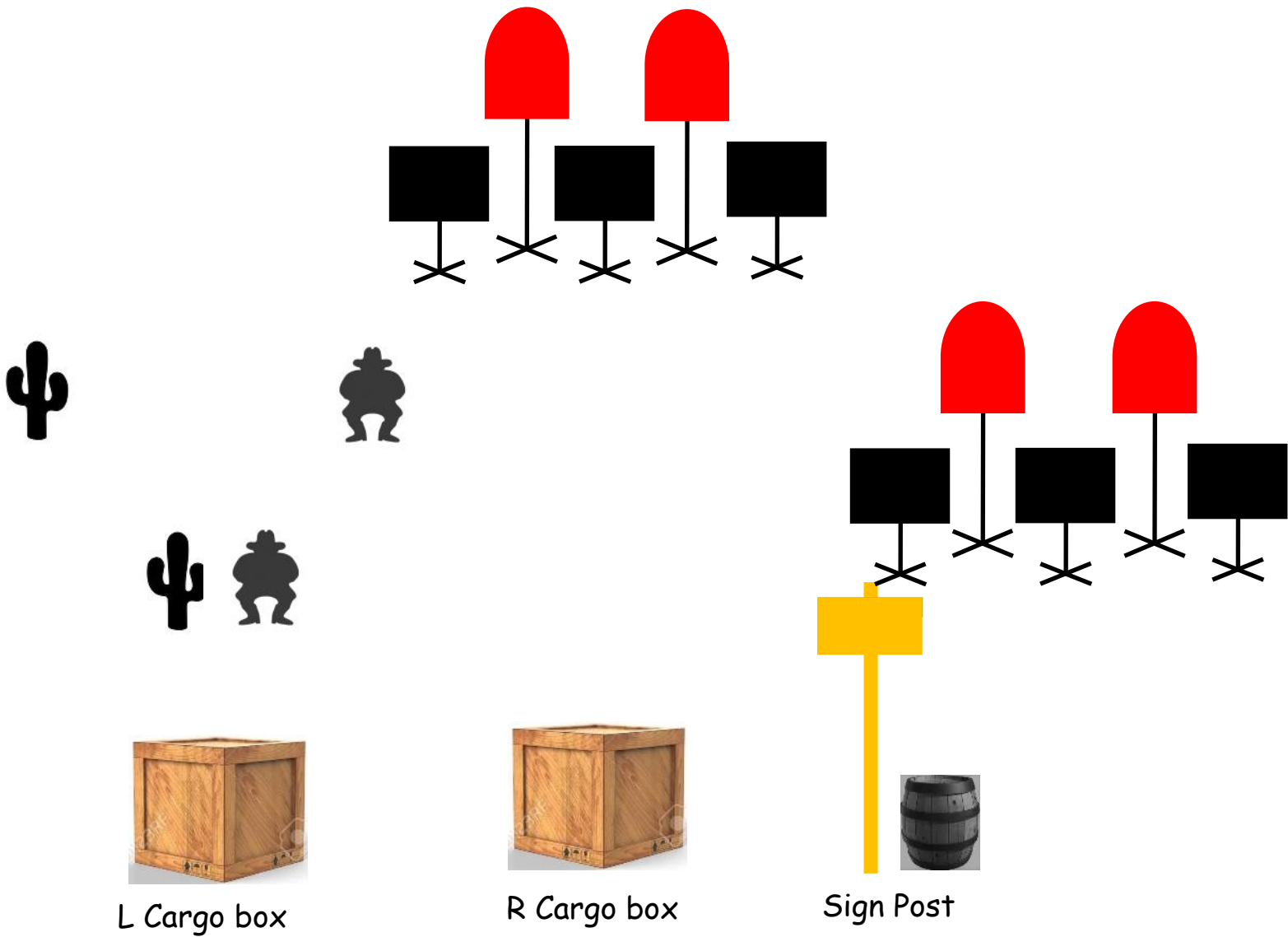
ATB: With shotgun engage all 4 targets. With rifle triple tap both outside targets, **then**, double tap both inside targets. To the right of the sign post with pistols engage targets as per rifle instructions.

May start with rifle or shotgun

Take timer to next stage, but leave the spotting flags

Stage 4

Ten, Ten, 4 +



Staging: Pistols, 5 rounds each holstered / rifle, 10 rounds right cargo box, shotgun left cargo box

Sequence: Shooter's choice, rifle not last.

Start: At the ready

When ready, say: I wish we had time to bury them fellas

ATB: At left cargo box with shotgun, engage 4 targets till down. From right cargo box with rifle sweep targets from either end, then repeat. Right of the sign post with pistols repeat rifle instructions.

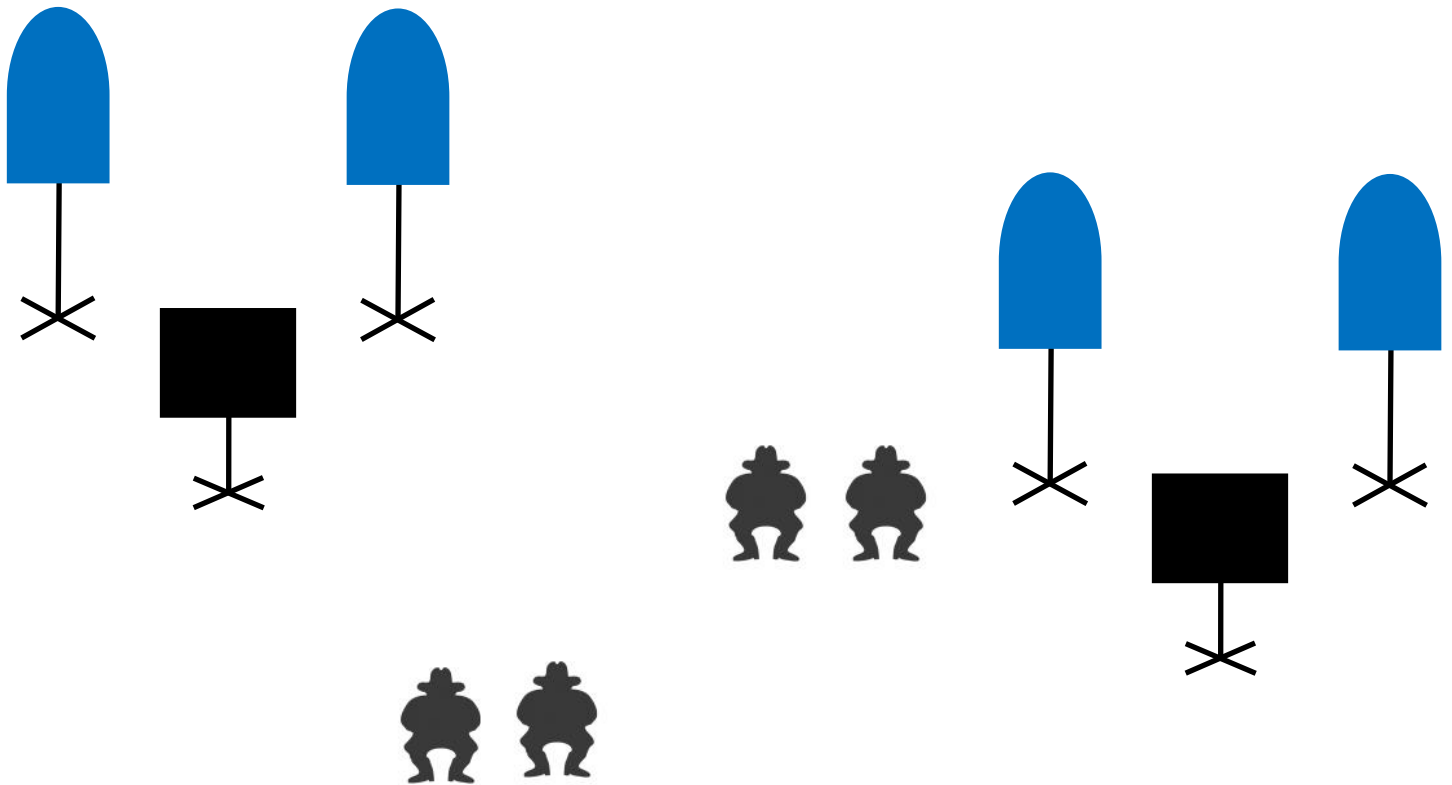
If starting with shotgun it must be restaged on left cargo box.

Sweep is ■ ◆ ■ ◆ ■

Take timer to next stage, but leave the spotting flags

Stage 5

Ten, Ten, 4+



Left horse



Right horse



Cactus



Staging: Pistols, 5 rounds each holstered / rifle, 10 rounds and shotgun on left horse

Sequence: Rifle Shotgun Pistols

Start: Hands at low surrender

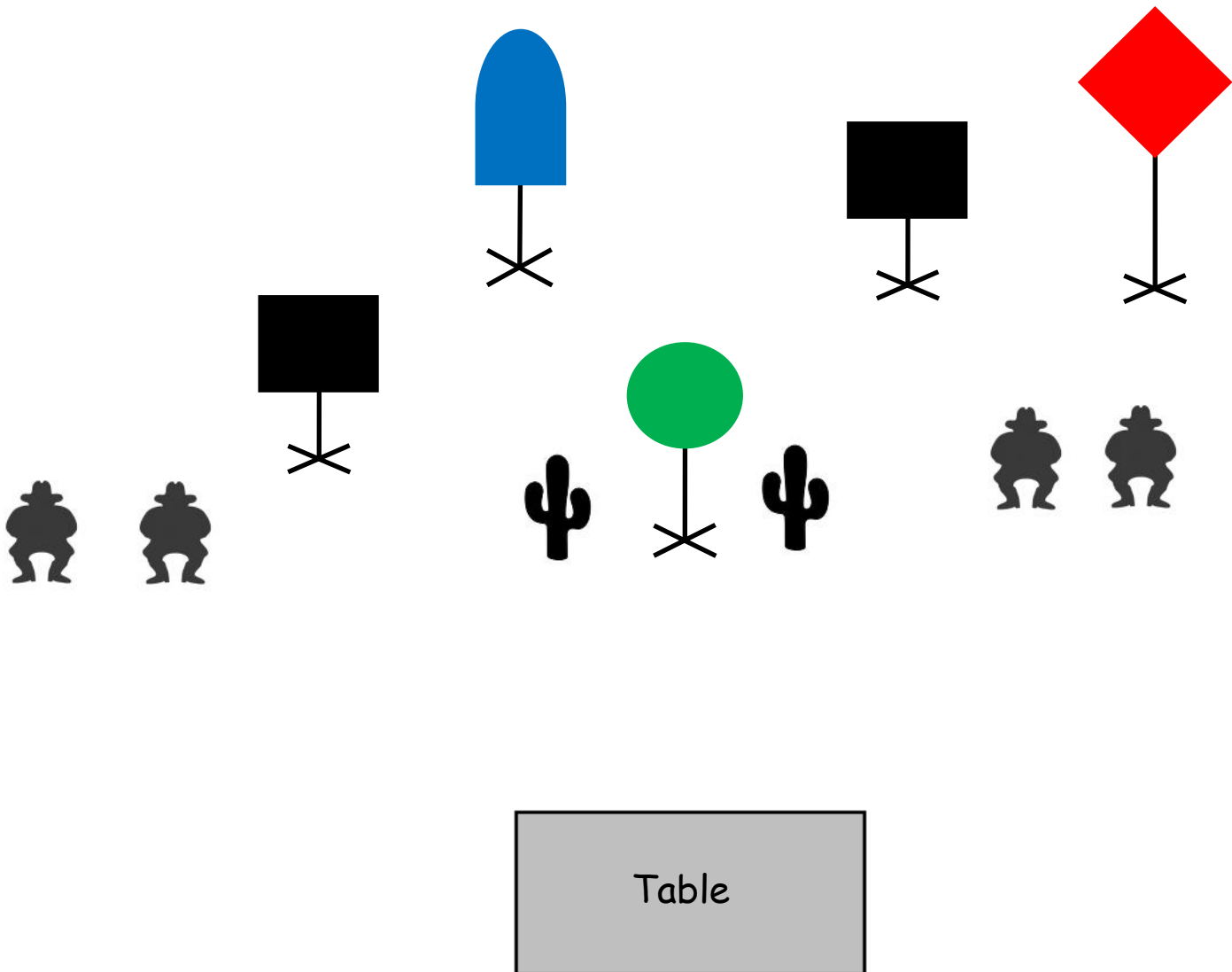
When ready, shooter says: He's got the first move. I owe him that.

ATB: From left horse with rifle place three rounds on the black square, then one round on each blue tombstone then repeat. Anywhere left of the cactus with shotgun engage all 4 knock downs. Place shotgun on right horse and to the right of cactus with pistols repeat instructions as per rifle.

Take timer to next stage, but leave the spotting flags

Stage 6

Ten, Ten, 6 +



Staging: Pistols, 5 rounds staged on table OR holstered, rifle, 10 rounds and shotgun on table

Sequence: Shooter's choice, rifle not last

Start: At the ready

When ready, shooter says: She thinks I'm some kind of Cherokee chief

ATB: With rifle and pistols, place 4 rounds on each target in any order sequence or direction and with shotgun engage 6 knockdowns.

Pistols may be restaged on table or holstered regardless of where they started

Take timer to next stage, but leave the spotting flags