



**Saturday, Nov 12th 2022**

Stage Conventions:

**ACSA "default" starting position** is "at the ready", unless stated otherwise. At the ready has the shooter standing any way they desire, not touching ammo or guns

**SASS default:** There will be no stages where you must start at a SASS default. (Unless specifically stated) The shooter may stand in any way they desire as long as their hands are where indicated if stated. Example: hands on hat, hands at low surrender, hands touching prop etc

Where instructed to shoot from a specific position, it means the guns must be shot from that position. The position of the shooter is irrelevant.  
Ie: no foot faults

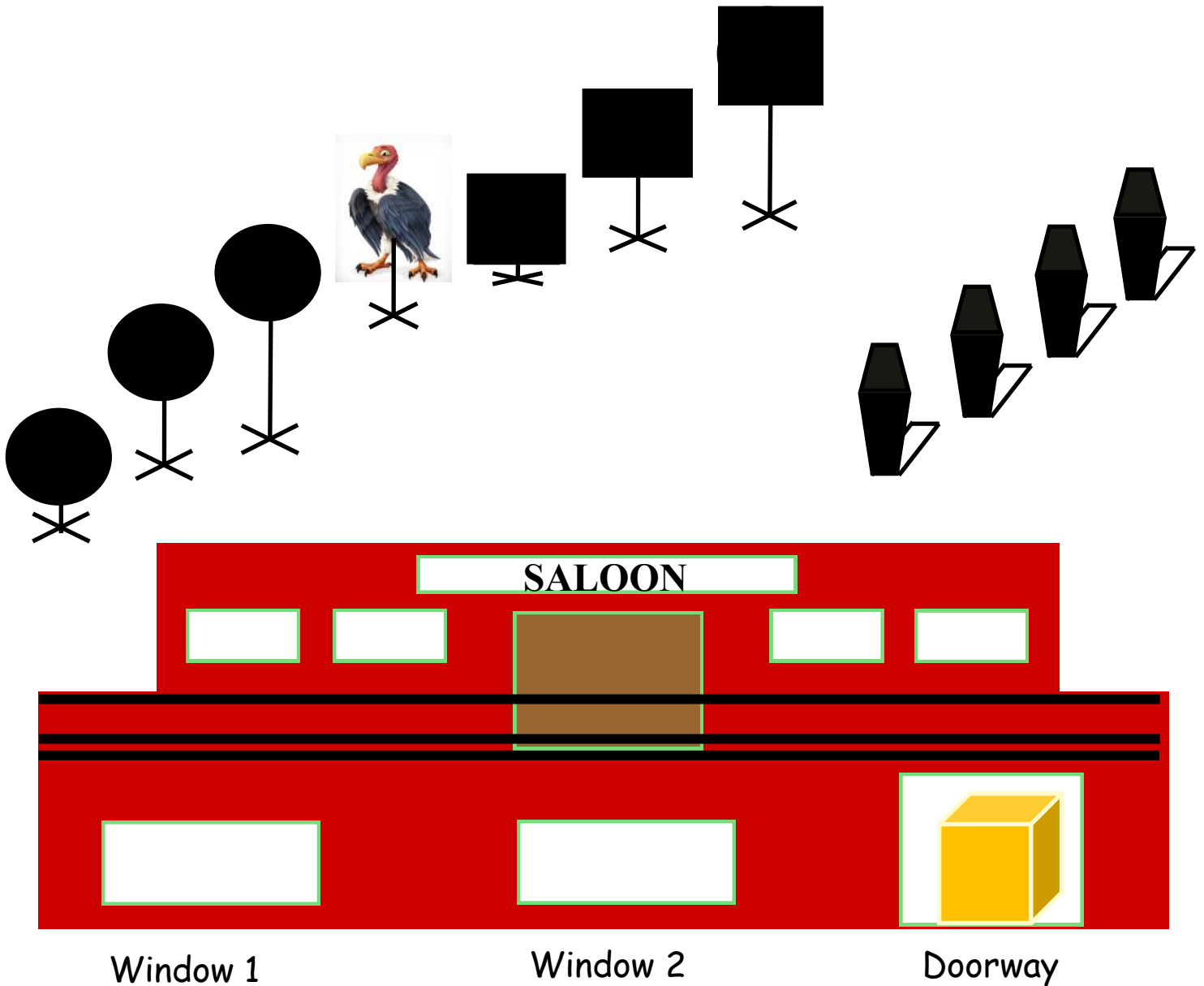
When a stage notes "repeat". It means repeat the instructions

**Comstock Rules:** All S/G targets MAY be re-engaged "Comstock Rules." S/G targets may be re-engaged at the end of the shotgun string or at the moment they've been missed, unless the stage description says otherwise.



# Stage 1

## Ten, Ten, 4 +



**Staging:** Pistols, 5 rounds each holstered / rifle, 10 rounds at window 2 / open, empty shotgun anywhere safely.

**Sequence:** Shooter's choice, rifle not last

**Start:** Hands on hat

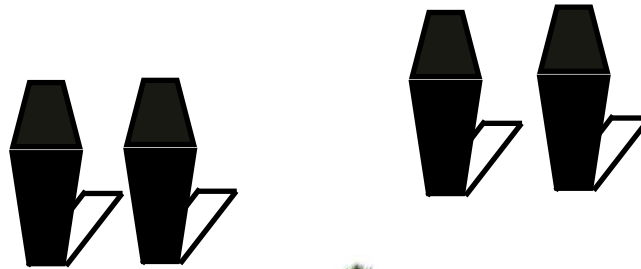
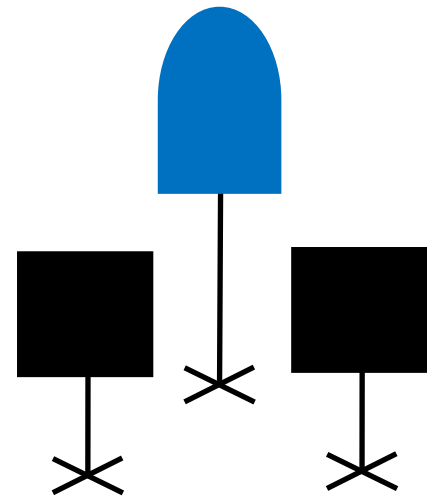
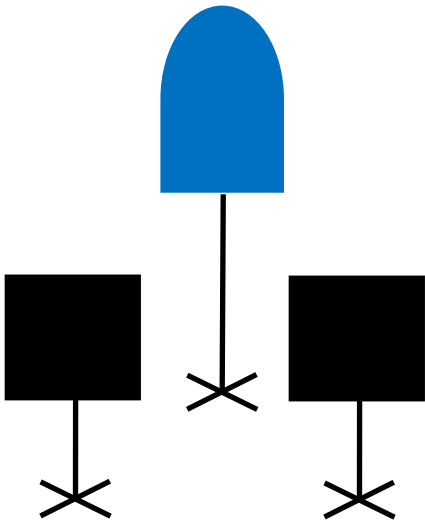
When ready, say: I've got to go after blue duck

**ATB:** At window 1 with pistols place at least one round on each circle and 3 rounds on the blue buzzard in any order, sequence or direction. At window 2 with rifle repeat pistol instructions on the 3 squares and the blue buzzard. At doorway with shotgun engage 4 targets till down


Take timer to next stage, but leave the spotting flags

# Stage 2

## Ten, Ten, 4 +



Hay bale



Horse



Position 1



Position 2

**Staging:** Pistols, 5 rounds each holstered / rifle, 10 rounds in hands at horse / shotgun staged on horse.

**Sequence:** Rifle, SG, pistols

**Start:** Rifle in hands at horse

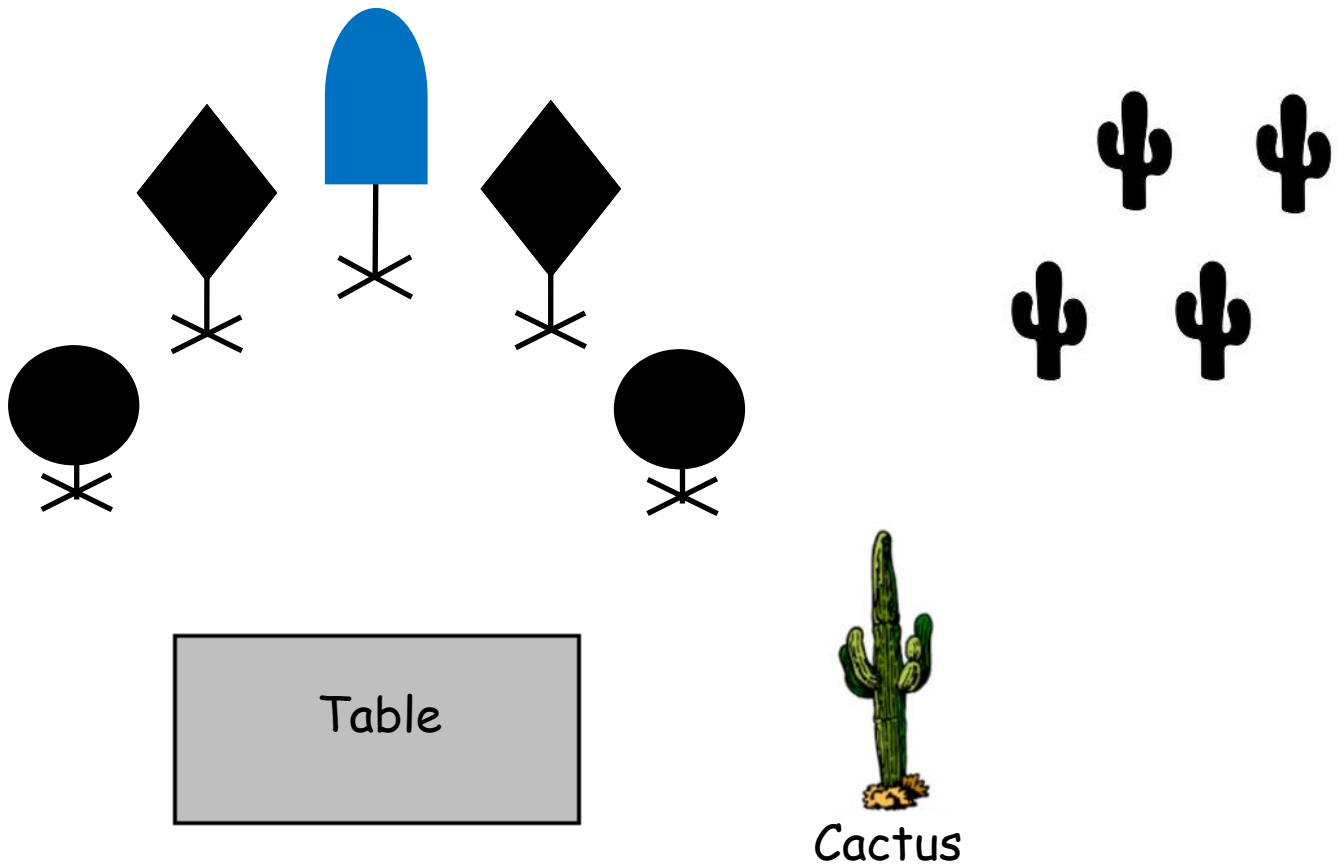
When ready, say: I take it back Woodrow

**ATB:** With rifle alternate single taps on the black squares for 6 rounds and place 4 rounds on the blue tombstone. Make rifle safe on horse between rails pointing into berm. Retrieve shotgun from horse and to the right of the cactus at pos 1 engage 2 SG targets till down. To the right of the cactus at pos 2 engage 2 SG targets till down, then make shotgun safe on hay bale where with pistols repeat rifle instructions  
May start on tombstone or alternates

Take timer to next stage, but leave the spotting flags

# Stage 3

## Ten, Ten, 4 +



**Staging:** Pistols, 5 rounds each holstered / rifle, 10 rounds and open, empty shotgun on table

**Sequence:** Rifle or pistols then SG

**Start:** At the ready, not touching guns or ammo

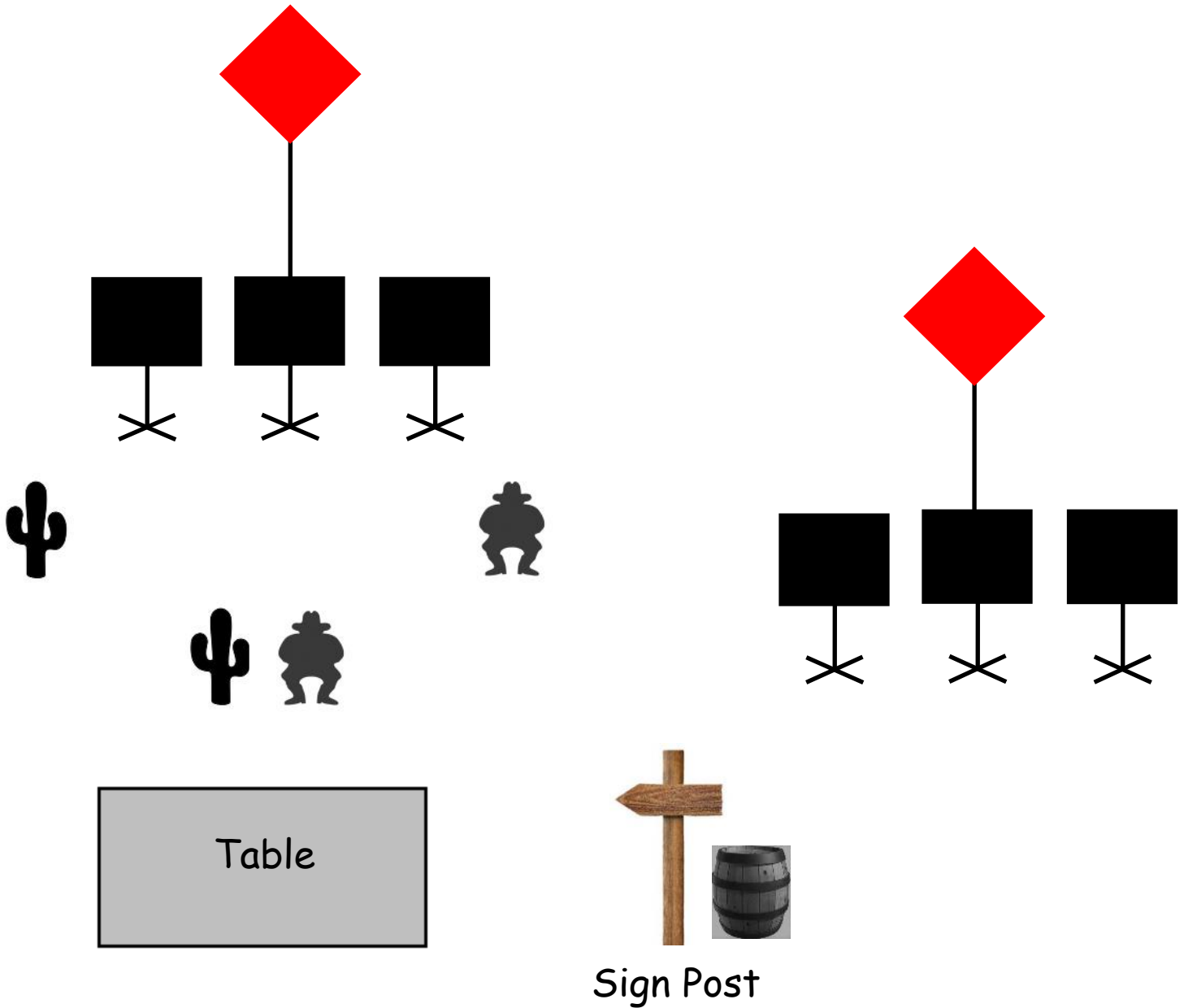
When ready, say: They don't know it, but the wrath of the Lord is about to descend on 'em

**ATB:** From table with rifle starting and finishing on the blue tombstone, place 10 rounds on the five targets in any order, sequence or direction as long as the 1st and 10th rounds are on the blue tombstone. From table with pistols place 5 rounds on the blue tombstone and 5 rounds on either circle. With shotgun, anywhere clear and to the right of the cactus engage 4 targets till down

Take timer to next stage, but leave the spotting flags

# Stage 4

## Ten, Ten, 4 +



**Staging:** Pistols, 5 rounds each holstered / rifle, 10 rounds and open, empty shotgun on table

**Sequence:** Shooter's choice, rifle not last

**Start:** At the ready, not touching guns or ammo

When ready, say: The older the violin the sweeter the music

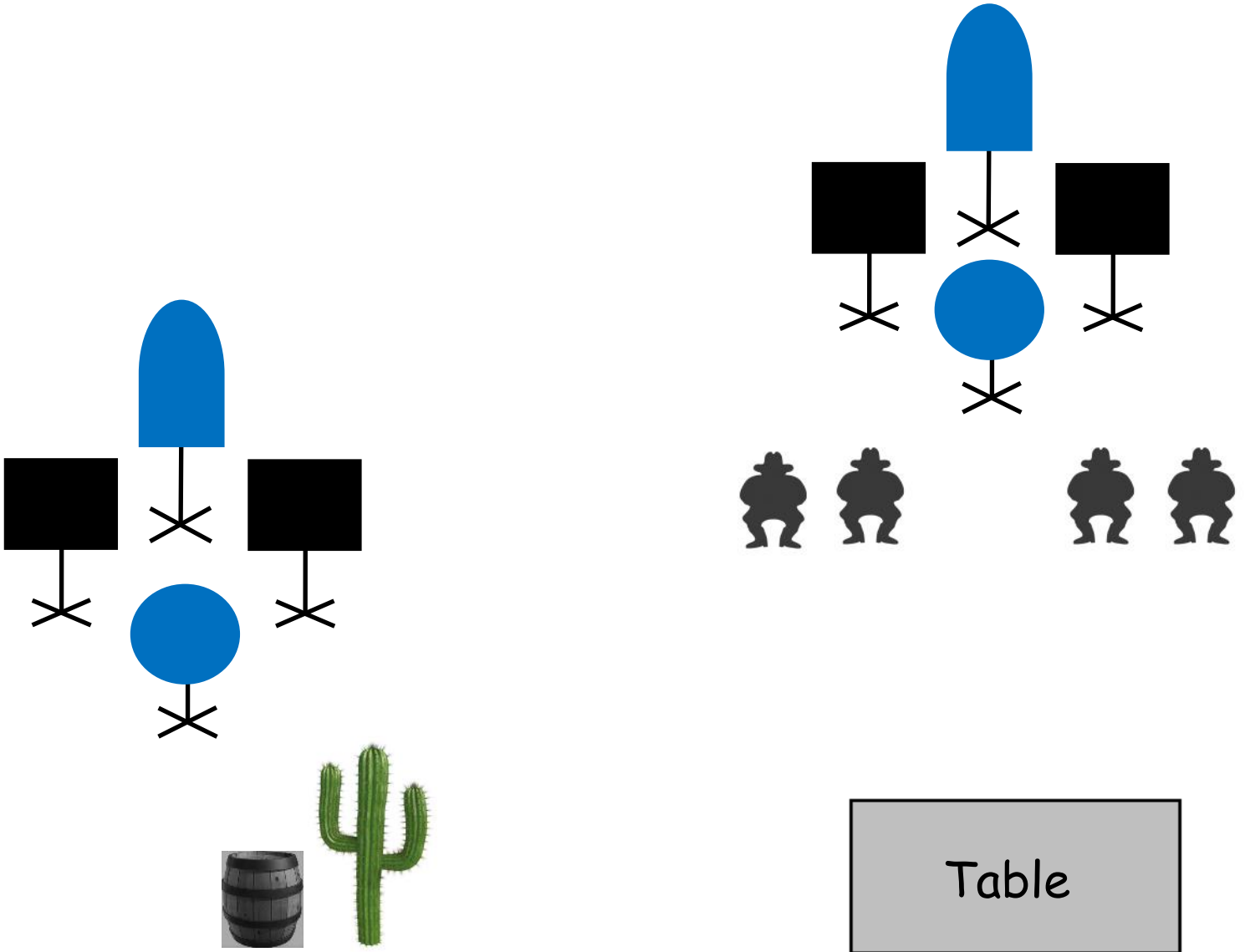
**ATB:** From table with rifle, triple tap sweep the squares from either end and place single round on red diamond. From table with shotgun, engage 4 targets till down. To the right of the sign post with pistols repeat rifle instructions.

May start with diamond or sweep

Take timer to next stage, but leave the spotting flags

# Stage 5

## Ten, Ten, 4 +



**Staging:** Pistols, 5 rounds each holstered / rifle, 10 rounds and open, empty shotgun on table

**Sequence:** Shooter's choice, rifle not last

**Start:** At the ready, not touching guns or ammo

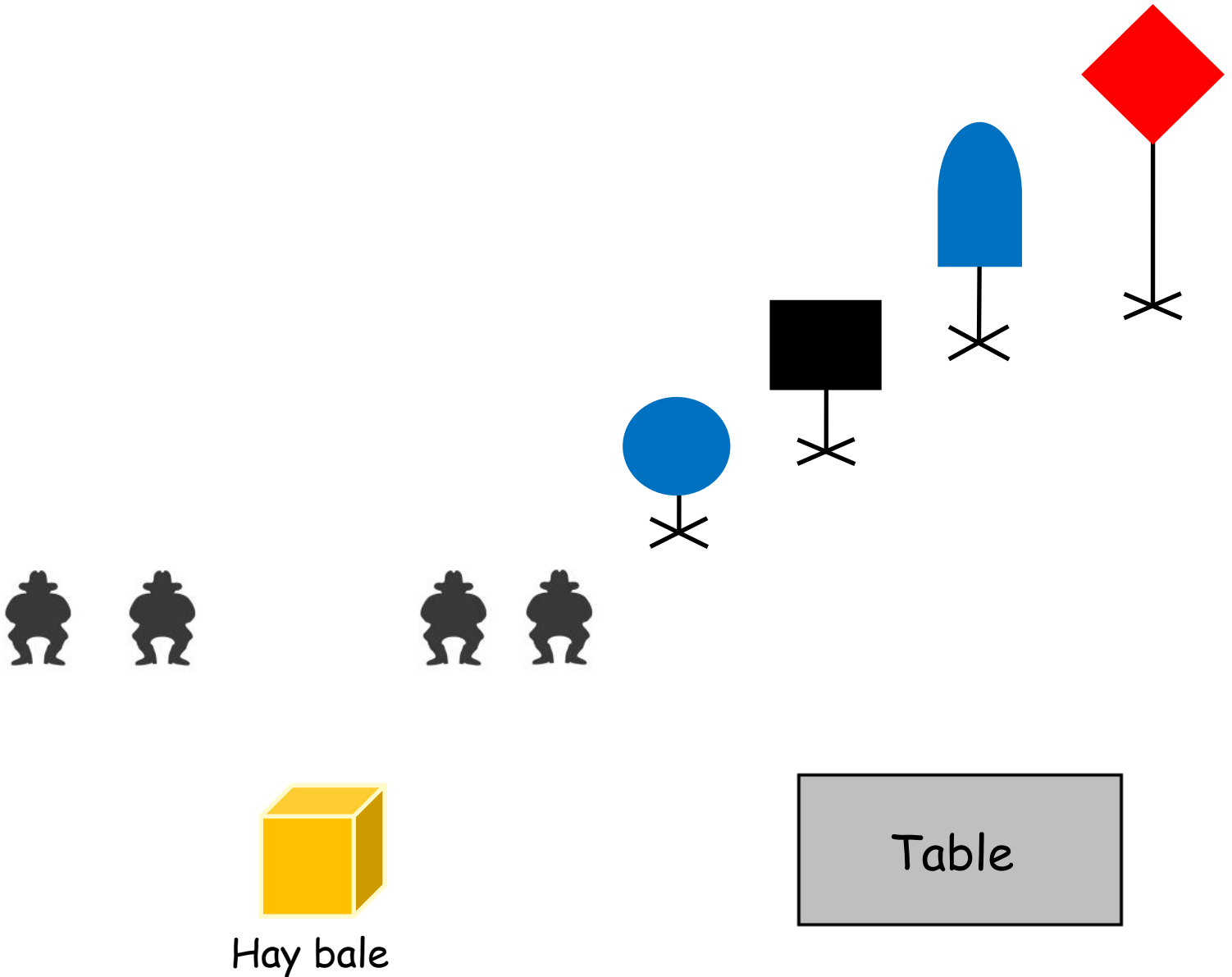
When ready, shooter says: You know how it works Jake

**ATB:** From table with rifle starting and finishing on either blue target, shoot a single tap Nevada sweep clockwise or counter clockwise for 5 rounds then repeat starting on the OTHER blue target for 5 rounds. Also from table with shotgun, engage 4 targets till down. Anywhere clear and to the left of the cactus with pistols repeat instructions as per rifle.

Take timer to next stage, but leave the spotting flags

# Stage 6

**9 R, 10 P, 4+SG**



**Staging:** Pistols, 5 rounds each holstered / rifle, 9 rounds on table / open empty shotgun on hay bale

**Sequence:** Rifle & pistols then shotgun

**Start:** At the ready, not touching guns or ammo

When ready, shooter says: You was born in Scotland

**ATB:** From table with rifle and pistols, sweep the targets from either end in an 1-8-7-3 sweep. From hay bale with shotgun engage 4 knock downs

Take timer to next stage, but leave the spotting flags