



FORT SNOW, ARIZONA TERRITORY Saturday, Dec 11th 2021

Stage Conventions:

"Default" starting position is standing upright, hands at sides and not touching anything unless otherwise indicated. "Default" is still required for the rest of your body when hand(s) have a specific position. i.e. "hands on hat" does not allow shooter to be bent over the gun. "At the ready" starting position is standing any way shooter desires, not touching ammo or guns.


Starting position is at center of position unless otherwise indicated.

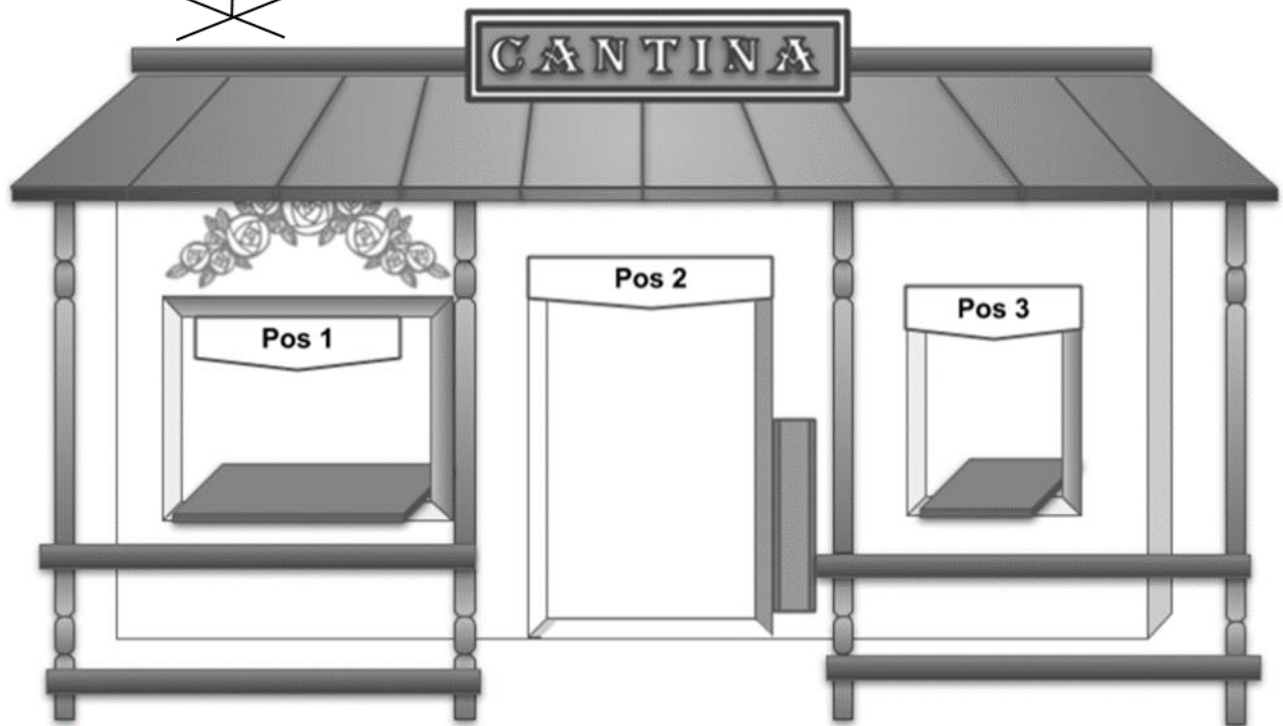
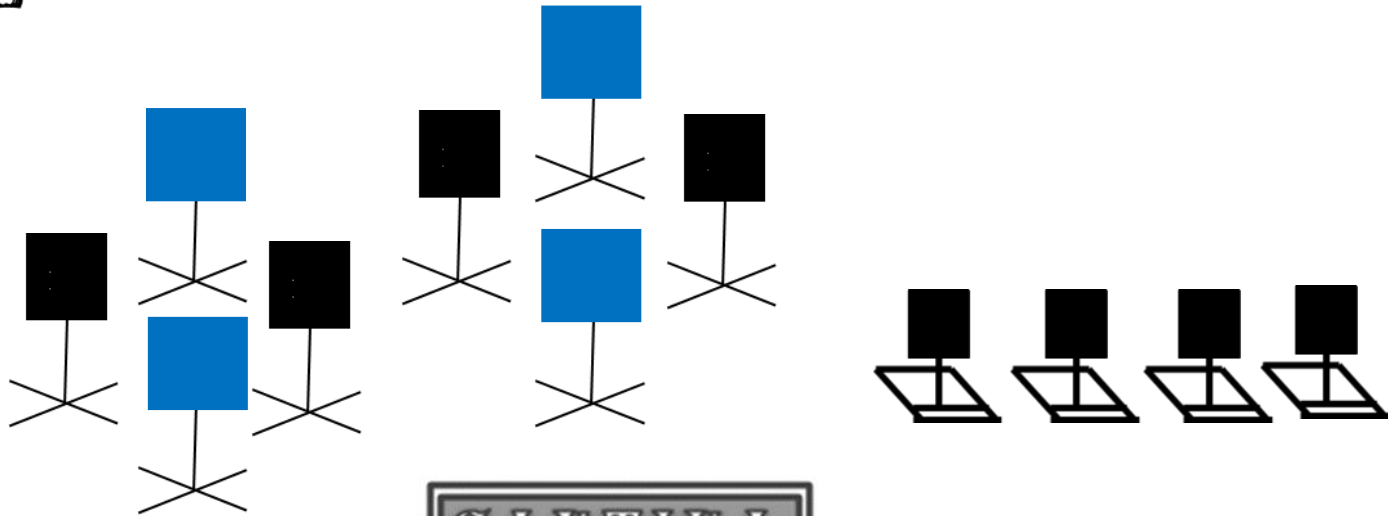

For lateral movement, to be in position at least one foot must be behind prop.

For downrange movement, to be in position shooter must be close enough to the prop to ground or stage a gun without taking a step. Duelist may rest butt of shotgun on prop instead of staging.

Targets are to be engaged as specified unless stage instruction provides options. EXAMPLE is provided for clarity when there are options.

Comstock Rules: All S/G targets MAY be re-engaged "Comstock Rules." S/G targets may be re-engaged at the end of the shotgun string or at the moment they've been missed, unless the stage description says otherwise. S/G targets should be re-engaged from where they were initially engaged.








10 Pistol, 10 Rifle, 4+ Shotgun

Stage shot shooter's choice rifle must not be last. Rifle loaded with 10 rounds staged anywhere safely, open and empty shotgun staged at position 3, pistols loaded with 5 rounds each and holstered. Shooter starts with hands touching hat
 To signify ready, shooter says: " Dont let my white duds and pleasant demeanor fool you"
 ATB, from position 1 with pistols triple tap both blue targets, then double tap both black targets. From doorway at position 2 with rifle repeat pistol instructions. From position 3 engage 4 shotgun targets in any order.

Take timer to next stage, but leave the spotting flags





10 Pistol, 10 Rifle, 4+Shotgun

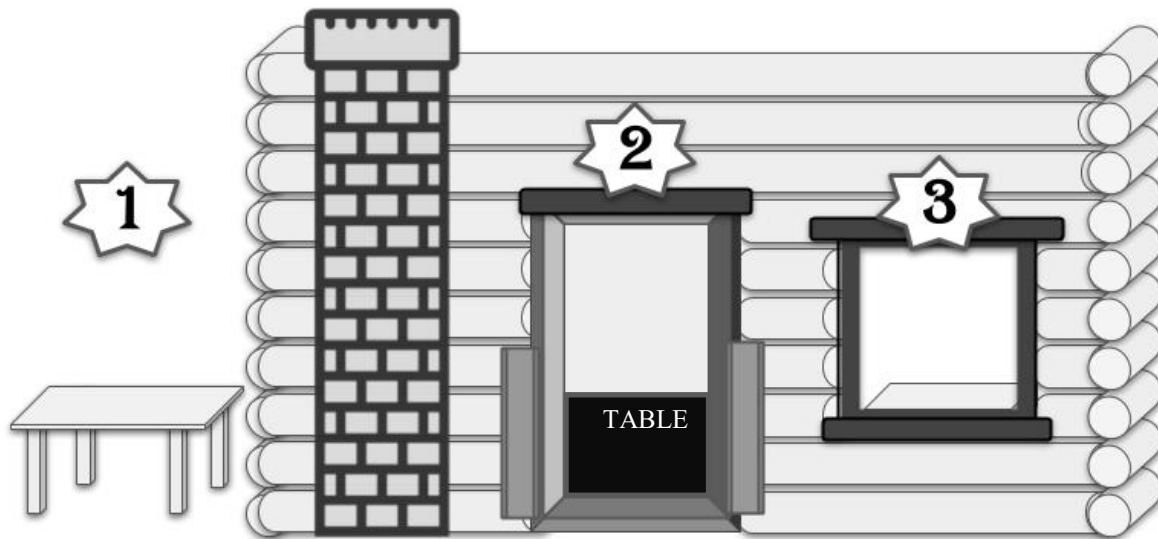


Stage shot left to right. Pistols ~ Rifle ~ Shotgun. Start with hand or hands on pistol or pistols. Rifle loaded with 10 rounds staged anywhere safely, open and empty shotgun staged at position 4. Pistols loaded with 5 rounds each and holstered.

To signify ready, shooter says: "Your shooting iron work?"

ATB, from position 1 with pistols starting and finishing on the cowboy double tap sweep the 4 targets in a clockwise or counter clockwise direction. From position 3 or 4 with rifle repeat pistol instructions. From position 4, engage any 2 shotgun targets and from doorway at position 5, engage remaining 2 shotgun targets until all down.

Take timer to next stage, but leave the spotting flags





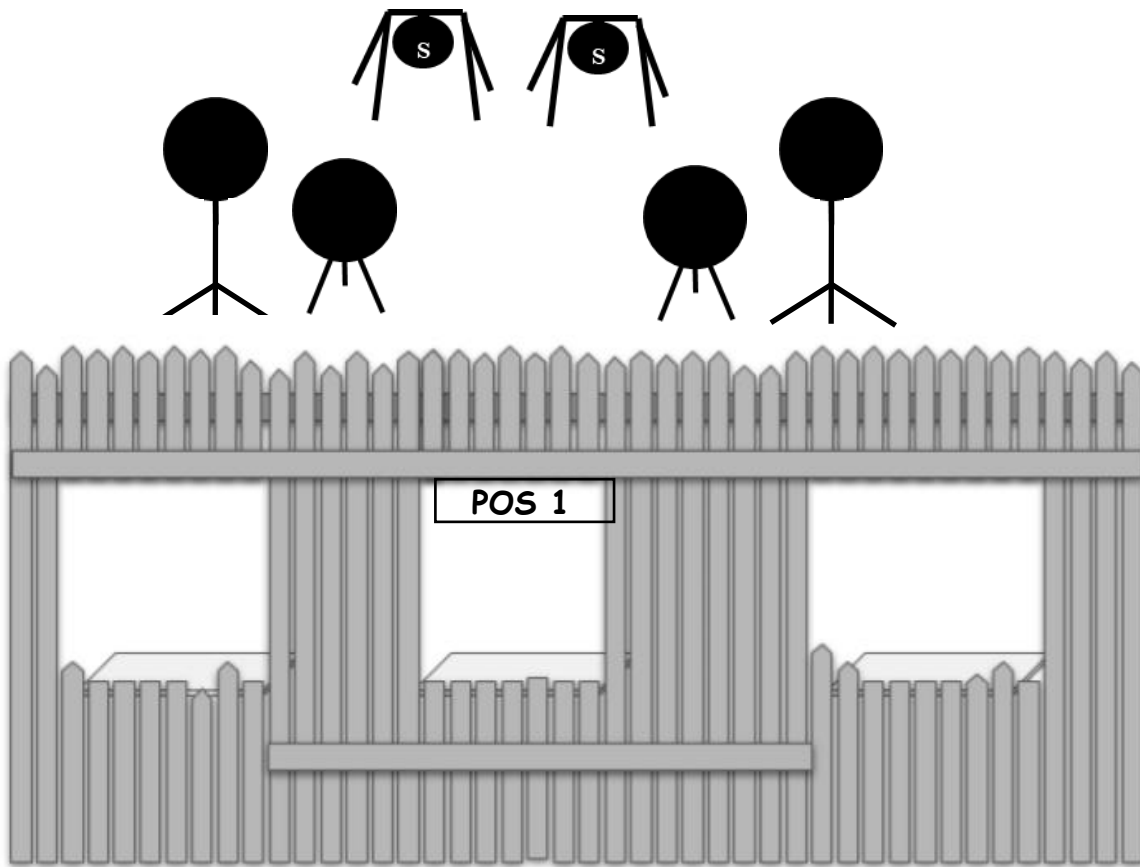
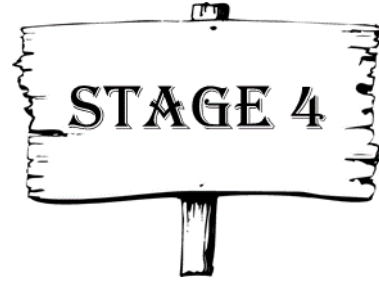

10 Pistol, 10 Rifle, 4+Shotgun

Stage shot shooter's choice rifle must not be last. Rifle loaded with 10 rounds and open and empty shotgun staged anywhere safely. Pistols loaded with 5 rounds each and holstered. Shooter starts with hands touching hat "I want to see you outside, wearing iron."

ATB, from position 2 with rifle double tap the blue square, place a single round on each buffalo and double tap the blue square for total of 10 rounds. Also from position 2 with pistols repeat the rifle instructions. From position 1 engage all 4 shotgun targets in any order till down.

Take timer to next stage, but leave the spotting flags





10 Pistol, 10 Rifle, 2+Shotgun

Stage shot from position 1 in any order as long as rifle is not last. Shooter starts with hands at low surrender. Rifle loaded with 10 rounds and open and empty shotgun staged at position 1, pistols loaded with 5 rounds each and holstered or staged on shelf at position 1.


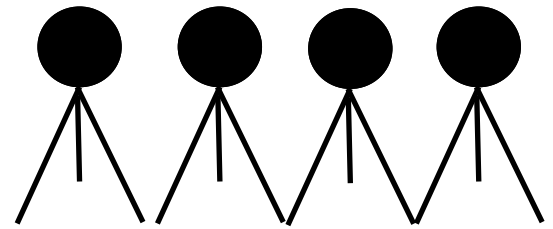

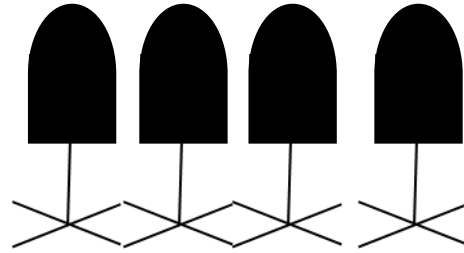
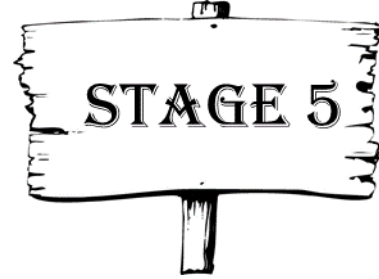
To signify ready, shooter says: "You're Buster Scruggs. The West Texas Twit!"

ATB, shoot a progressive sweep on the 4 circles starting on either end with rifle & also shoot a progressive sweep with pistols starting on the opposite end from where the rifle sweep started. With shotgun shoot the 2 swingers.

Pistols may be re holstered or left on shelf regardless of from where they started

Take timer to next stage, but leave the spotting flags





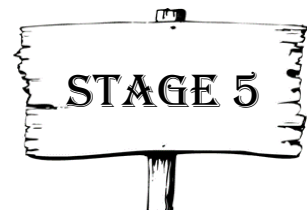
10 Pistol, 10 Rifle, 4+Shotgun

Start in the doorway at position 2 rifle loaded with 10 rounds in hand. Open and empty shotgun staged any where safely. Pistols loaded with 5 rounds each and holstered. To signify ready, shooter says: "Whiskey's illegal. This is a dry county"

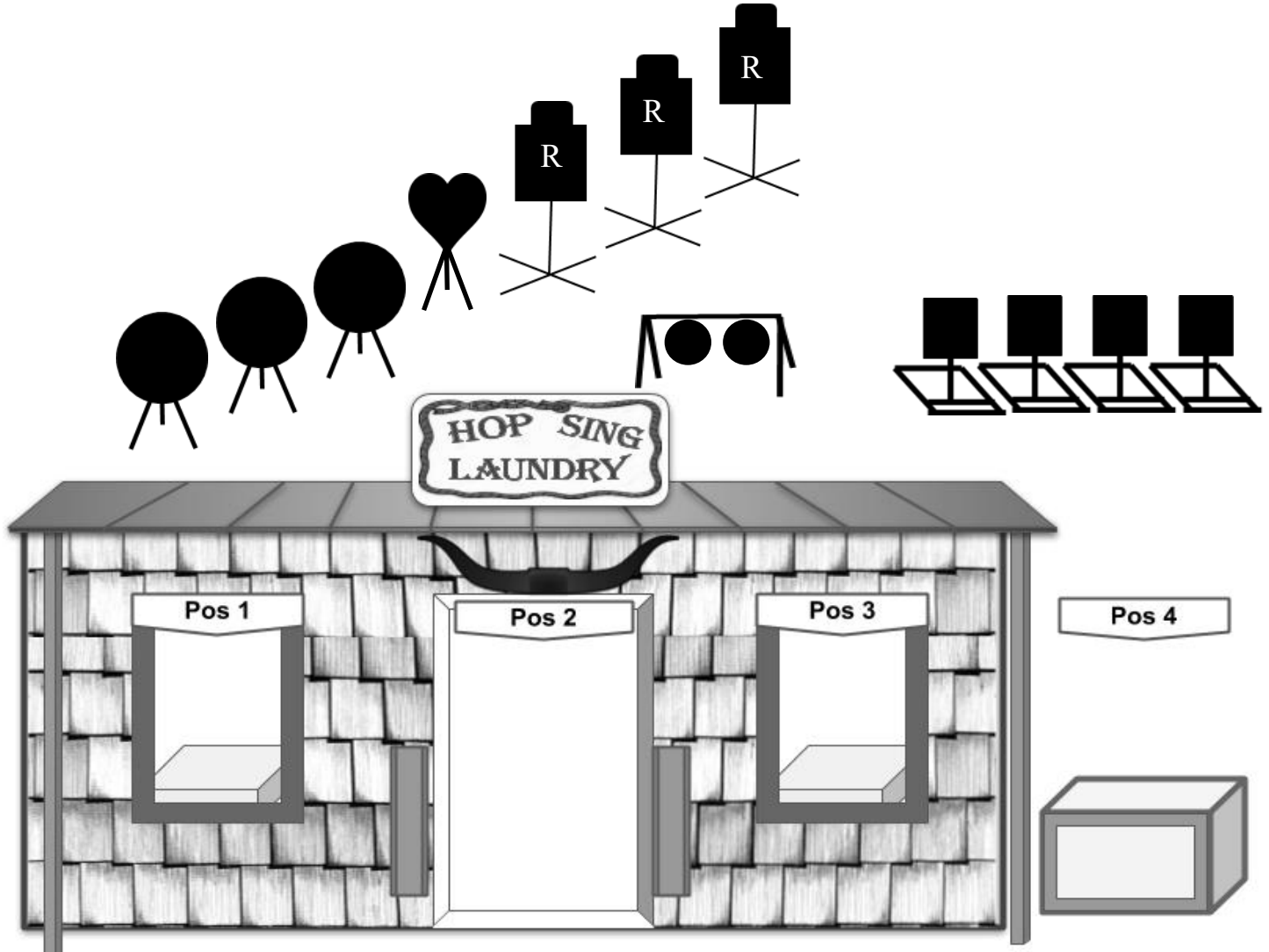
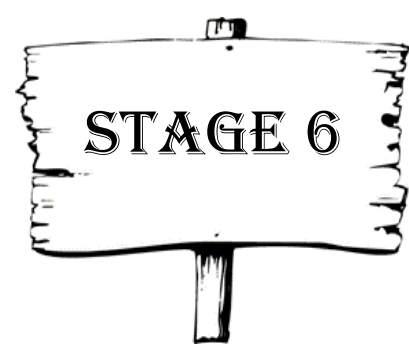
ATB engage the 4 tombstones in a Dos Uno sweep starting on either end. From position 1 with pistols shoot the coffins in a Dos Uno Sweep. From position 4 with shotgun engage the 4 knock downs in any order.

Pistols or Shotgun may be shot after the initial rifle string

A Dos Uno Sweep:" double tap each outside target, then single tap each inside target, then double tap each outside target.



Take timer to next stage, but leave the spotting flags



10 Pistol, 10 Rifle, 6+Shotgun

Stage shot left to right. Rifle loaded with 10 rounds and open and empty shotgun staged at position 1, pistols loaded with 5 rounds each and holstered. Shooter starts with hand or hands an gun or guns.

To signify ready, shooter says: "I aint got but one bullet left, sure hope I don't miss" ATB with pistols place 5 rounds on the heart and continuous Nevada sweep the 3 circles for a total of 10 rounds. Also from position 1 with rifle place 5 rounds on the heart and continuous Nevada sweep the 3 R targets for a total of 10 rounds.

Retrieve shot gun and move to position 2 and engage the 2 swingers. Move to position 3 and engage any 2 shotgun targets and from position 4 engage the remaining 2 shotgun targets till all down

May start with rifle or pistols. May start on the heart or with the sweep

Take timer to next stage, but leave the spotting flags

