




## FORT SNOW, ARIZONA TERRITORY Saturday, Aug 14th 2021

We are going to at least try and pretend to get away from this heat for a few hours and ~



Put on your loudest, your most colorful or most hideous Hawaiian, Tommy Bahama or Jimmy Buffet themed shirt. Find your favorite beach shorts and grab a baseball cap or straw hat. In fact wear what ever you want on your head. We need a few grass skirts in the mix also. Unfortunately, however appealing and theme friendly they are, flip flops don't quite check any safety boxes at all. So we will require some actual real fully enclosed footwear, but the rest is up to your imagination.





## FORT SNOW, ARIZONA TERRITORY Saturday, Aug 14th 2021

### Stage Conventions:

**"Default"** starting position is standing upright, hands at sides and not touching anything unless otherwise indicated. "Default" is still required for the rest of your body when hand(s) have a specific position. i.e. "hands on hat" does not allow shooter to be bent over the gun. **"At the ready"** starting position is standing any way shooter desires, not touching ammo or guns.

Starting position is at center of position unless otherwise indicated.

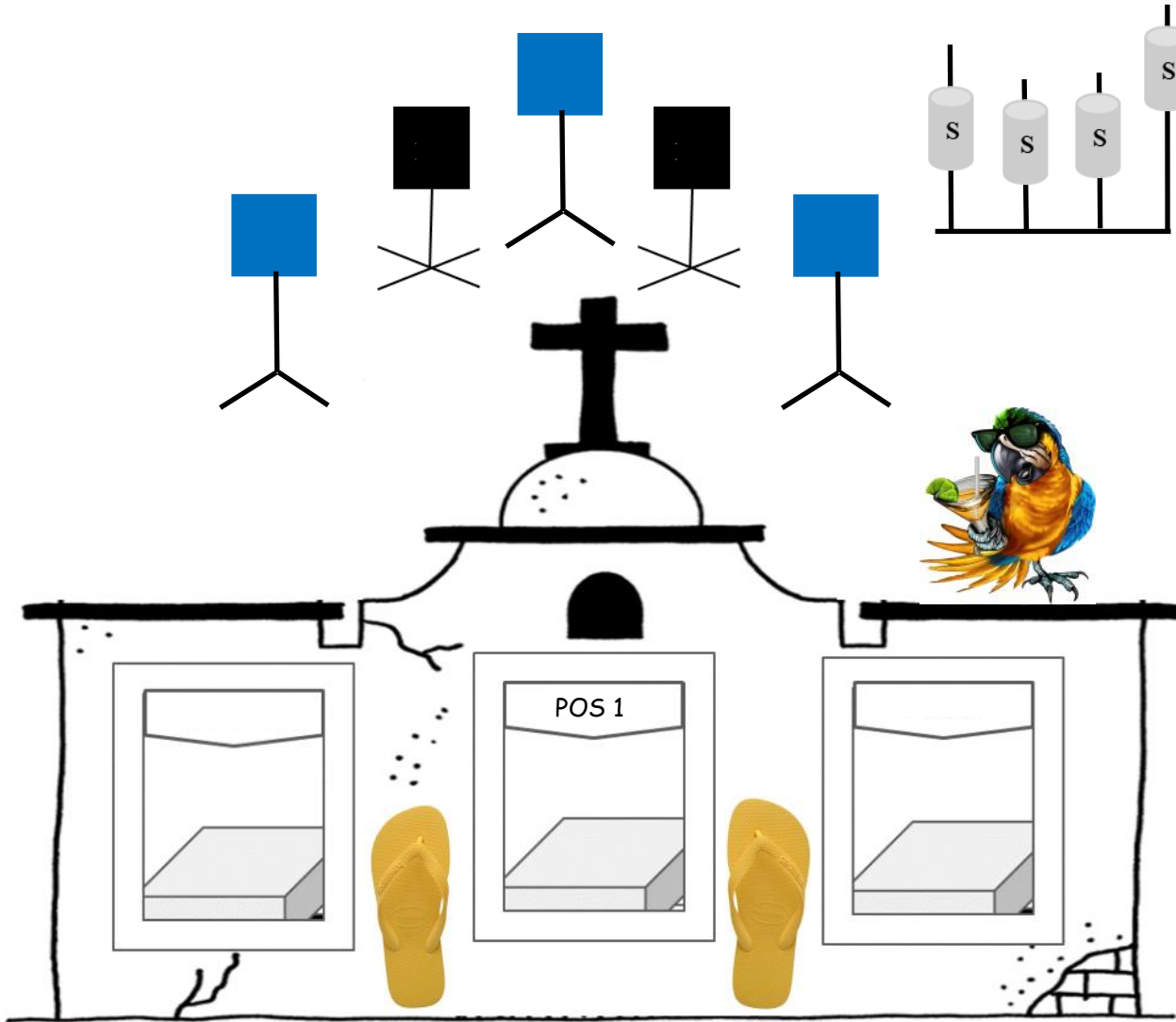
**For lateral movement**, to be in position at least one foot must be behind prop.

**For downrange movement**, to be in position shooter must be close enough to the prop to ground or stage a gun without taking a step. Duelist may rest butt of shotgun on prop instead of staging.

Targets are to be engaged as specified unless stage instruction provides options. EXAMPLE is provided for clarity when there are options.

**Comstock Rules:** All S/G targets MAY be re-engaged "Comstock Rules." S/G targets may be re-engaged at the end of the shotgun string or at the moment they've been missed, unless the stage description says otherwise. S/G targets should be re-engaged from where they were initially engaged.






**10 Pistol, 10 Rifle, 4+ Shotgun**

Stage shot from position 1 in any order as long as rifle is not last. Start at entry into Church with a flip flop in each hand. Rifle loaded with 10 rounds and open and empty shotgun staged at position 1. Pistols loaded with 5 rounds each and holstered.

To signify ready, shooter says: "I blew out my flip flops."

At buzzer, drop the flip flops while proceeding to position 1 and shoot 2 separate double tap sweeps on the 5 squares starting on either end. Once with the rifle and again with the pistols, and with shotgun engage the 4 bells in any order.


TAKE TIMER TO NEXT STAGE



TATTOO  
PARLOR

ARIZONA  
**COWBOY SHOOTERS**  
ASSOCIATION  
INC.

STAGE 2



## 10 Pistol, 10 Rifle, 2+Shotgun

Stage may be shot in any order as long as **rifle is not last**. Starting position "at the ready". Rifle loaded with 10 rounds staged at position 2, shotgun staged anywhere safely, pistols loaded with 5 rounds each and holstered.


To signify ready, shooter says: "It's a real beauty, a Mexican cutie"

At buzzer: From position 1, with pistols shoot a poor man's regressive sweep starting on either target. From position 2 with rifle repeat pistol instructions and from position 3 engage any 2 shotgun targets till down.

(Regressive sweep is a 4-3-2-1 sweep on 2 targets)

TAKE TIMER TO NEXT STAGE





**10 Pistol, 10 Rifle, 4+Shotgun**

Stage shot left to right. Rifle ~ pistols ~ SG. Start standing between outer door way of shrimp shack with at least **one shrimp in each hand**. Rifle loaded with 10 rounds staged at position 1, open and empty shotgun staged at position 3, pistols loaded with 5 rounds each and holstered.

To signify ready, shooter says: "smell those shrimp."


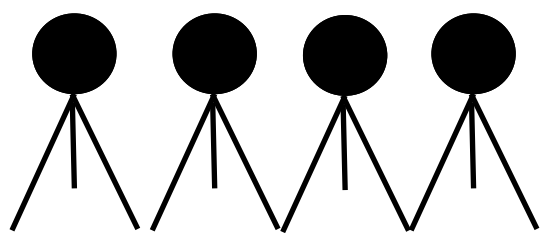

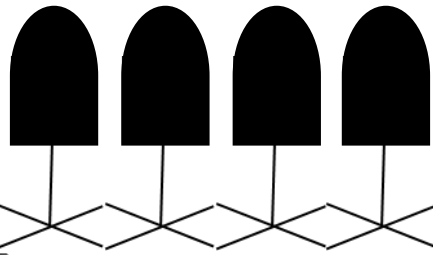
At buzzer, proceed to position 1 with shrimp and drop them into the "boiling pot of water" then with rifle place 3 rounds on the blue target, then 2 rounds on either cowboy, then 3 rounds on the blue target and 2 rounds on the OTHER cowboy. From the doorway at position 2 with pistols repeat rifle instructions.

From position 3 with shotgun alternate on the 2 cowboys for 4 rounds.

**Shooter may position the shrimp pot and their rifle at position 1 as they see fit.**



TAKE TIMER TO NEXT STAGE



10 Pistol, 10 Rifle, 4+Shotgun

Stage shot left to right. Pistols ~ Rifle ~ SG. Rifle loaded with 10 rounds staged at position 3. Open and empty shotgun staged anywhere safely, pistols loaded with 5 rounds each and holstered. Start at position 1 standing DIRECTLY behind the blender with a "handful" of ice cubes in both or in "cupped" hands, hovering over, but not touching the blender. Blender must be positioned in the center of the window shelf. To signify ready, shooter says: "It's five o'clock somewhere." At buzzer, drop the ice into the blender and **move** to the doorway at position 2 and with pistols Nevada sweep any three targets of your choice for 5 rounds and place 5 rounds on the other remaining (or 4th) target. From position 3 with rifle repeat pistol instructions and from position 4 with shot gun engage the 4 shotgun targets in any order. You may start with the Nevada sweep or start with dumping the 5 rounds



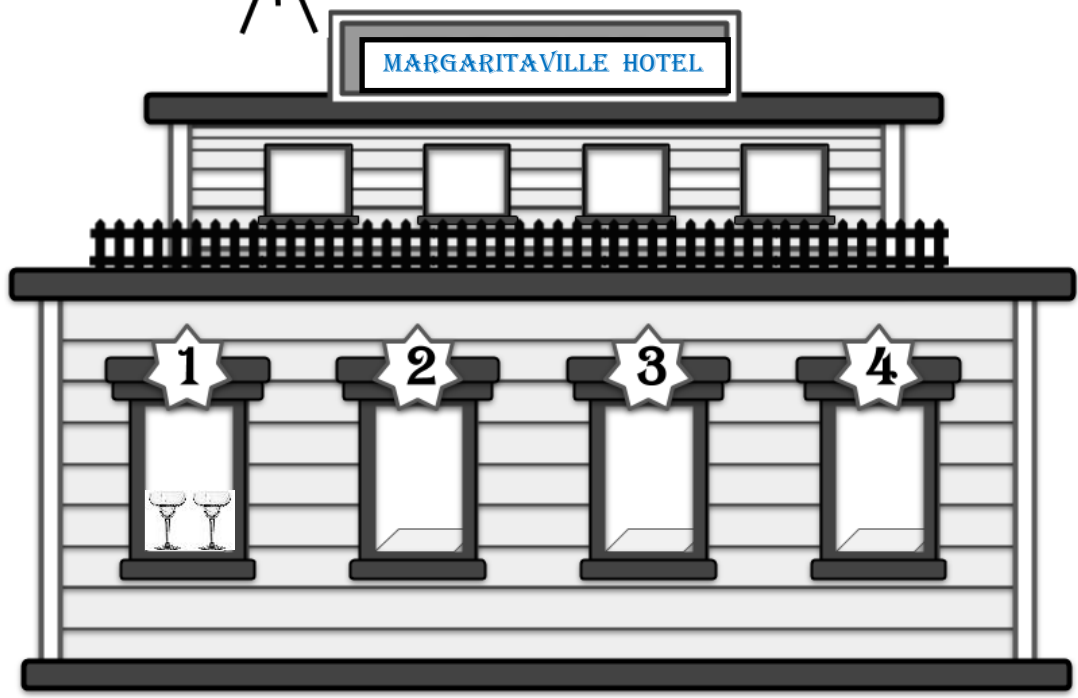




TAKE TIMER TO NEXT STAGE

Cupped hands

MARGARITAVILLE HOTEL

ARIZONA COWBOY SHOOTERS ASSOCIATION INC.

STAGE 5



10 Pistol, 10 Rifle, 2+ Shotgun

Stage shot left to right, Pistols ~ Rifle ~ SG. Two margarita glasses staged centrally and vertically on shelf at position 1. Rifle loaded with 10 rounds staged at position 3. Open and empty shotgun staged anywhere safely, pistols loaded with 5 rounds each and holstered.


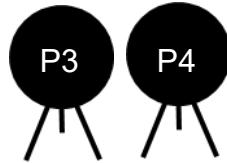
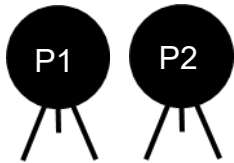
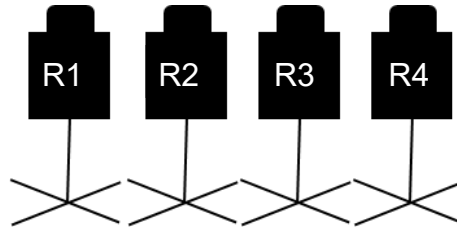

Shooter starts at the center of the window at position 1 with one hand touching each of the staged margarita glasses. To signify ready, shooter says: "Searching for my lost shaker of salt".

At buzzer, upturn the margarita glasses onto the shelf then **move** to position 2 and with pistols sweep the hearts starting from either end and place 2 rounds on the **green** circle for a total of 5 rounds, then repeat. At position 3 with rifle repeat pistol instructions. At position 4 with shotgun engage the swingers once each.

You may start with the sweep or start with the double tap on the **green** circle. Shooter may touch or hold the glasses in any way, but the base of the glasses must remain flat on the shelf prior to the buzzer.

TAKE TIMER TO NEXT STAGE





10 Pistol, 10 Rifle, 4+Shotgun

Stage shot left to right. Pistol, pistol, rifle, shotgun. Rifle loaded with 10 rounds and open and empty shotgun staged at position 3. Pistols loaded with 5 rounds each and holstered.

To signify ready, shooter says: "Some people claim there's a woman to blame". At buzzer, from position 1 with pistol(s), place at least 2 rounds on P1 & P2 for 5 rounds then from position 2 place at least 2 rounds on P3 & P4 for a total of 10 rounds. From position 3 with rifle place at least 2 rounds on R1 thru R4 in any order. Also at position 3 engage any 2 shotgun targets and from position 4 engage the remaining 2 shotgun targets.

TAKE TIMER TO NEXT STAGE

