



FORT SNOW, ARIZONA TERRITORY Saturday, July 10th 2021

Stage Conventions:

"Default" starting position is standing upright, hands at sides and not touching anything unless otherwise indicated. "Default" is still required for the rest of your body when hand(s) have a specific position. i.e. "hands on hat" does not allow shooter to be bent over the gun. **"At the ready"** starting position is standing any way shooter desires, not touching ammo or guns.

Starting position is at center of position unless otherwise indicated.

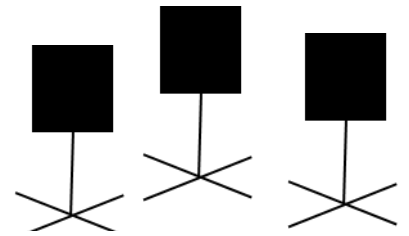
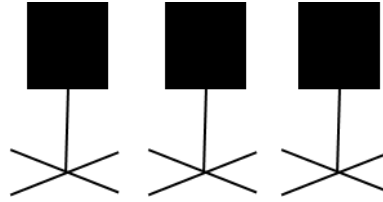
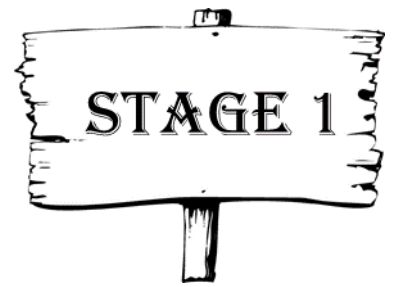

For lateral movement, to be in position at least one foot must be behind prop.

For downrange movement, to be in position shooter must be close enough to the prop to ground or stage a gun without taking a step. Duelist may rest butt of shotgun on prop instead of staging.

Targets are to be engaged as specified unless stage instruction provides options. EXAMPLE is provided for clarity when there are options.

Comstock Rules: All S/G targets MAY be re-engaged "Comstock Rules." S/G targets may be re-engaged at the end of the shotgun string or at the moment they've been missed, unless the stage description says otherwise. S/G targets should be re-engaged from where they were initially engaged.







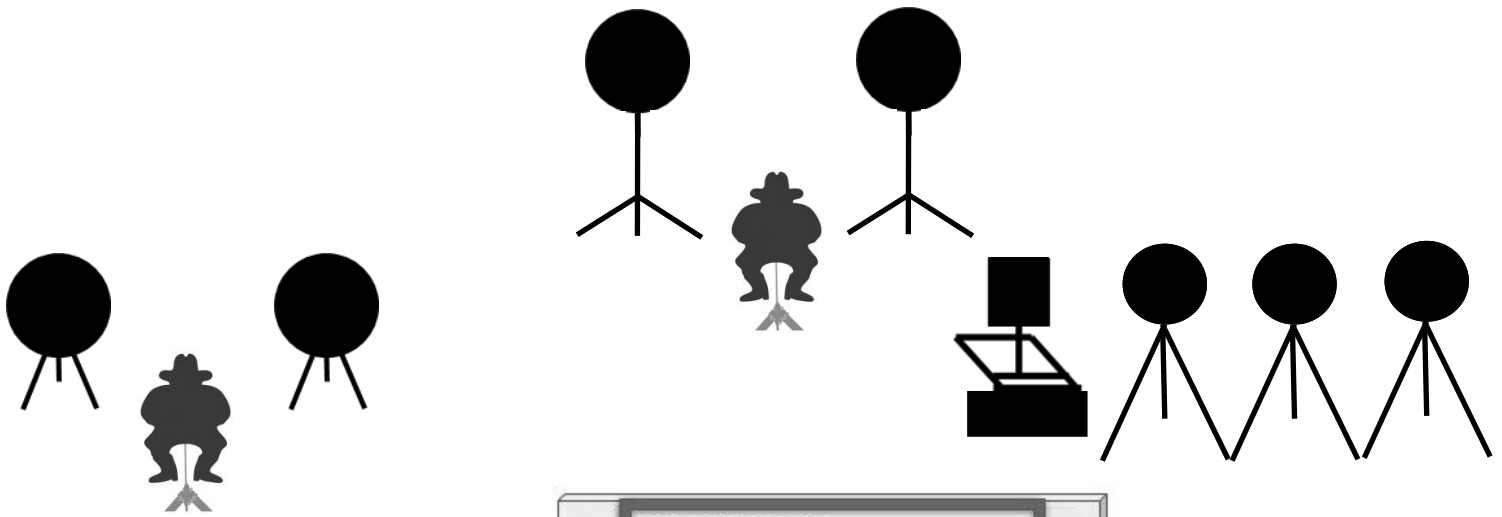
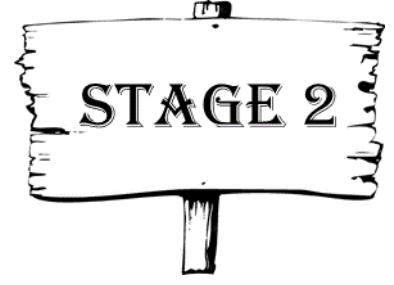
10 Pistol, 10 Rifle, 4+Shotgun

Stage may be shot in any order as long as the rifle is not last. Start anywhere with hand or hands, on gun or guns. Rifle loaded with 10 rounds staged at position 3, open and empty shotgun staged anywhere safely. Pistols loaded with 5 rounds each and holstered. To signify ready, shooter says: "What's the most you've ever lost on a coin toss?" At the buzzer, from position 1 with shotgun engage the 4 swingers in any order or sequence. Swingers must be clearly hit. If not, TO will call to re-engage. From position 3 with rifle place 5 rounds on the center target and Nevada sweep the three targets from either end for a total of 10 rounds. From position 5 with pistols repeat rifle instructions.

You may start with the Nevada sweep or with 5 rounds on the center

TAKE TIMER TO NEXT STAGE





10 Pistol, 10 Rifle, 4+Shotgun

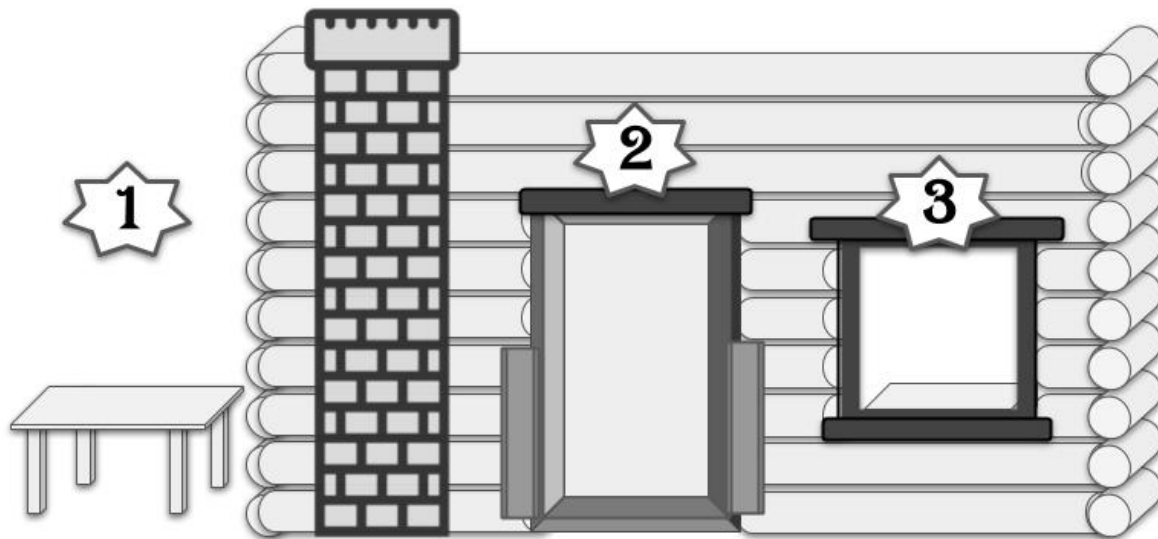

Stage shot left to right. Pistols ~ rifle ~ shotgun. Start with hand or hands on pistol or pistols. Rifle loaded with 10 rounds and open and empty shotgun staged anywhere safely. Pistols loaded with 5 rounds each and holstered.

To signify ready, shooter says: "I always liked to hear about the old timers"

At the buzzer, from position 1 with pistols place 3 rounds on the cowboy, then 2 rounds on either circle for 5 rounds, then repeat using the other circle. From position 3 OR 4 with rifle repeat pistol instructions. From the doorway at position 5 engage the 4 shotgun targets in any order

TAKE TIMER TO NEXT STAGE




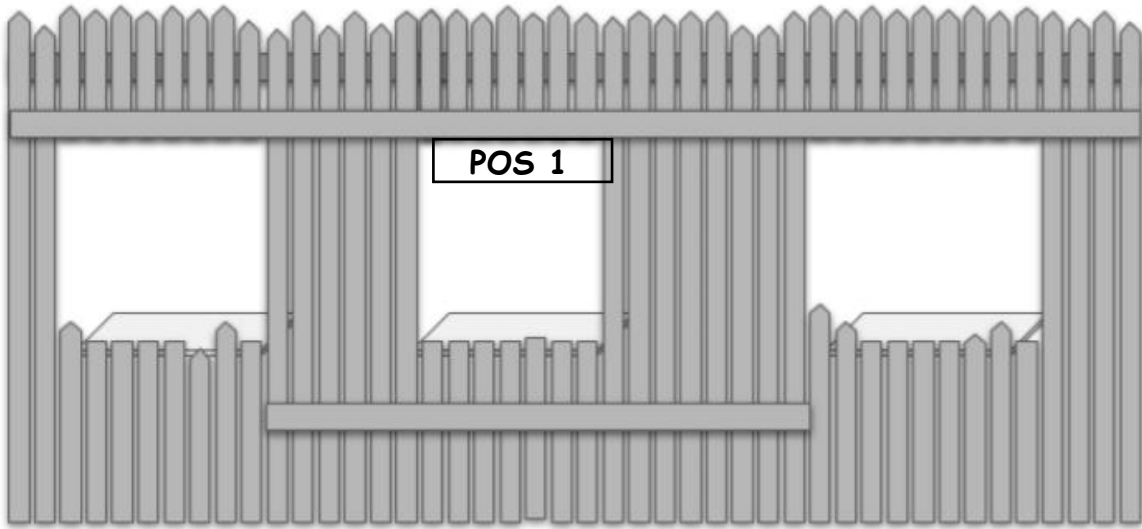

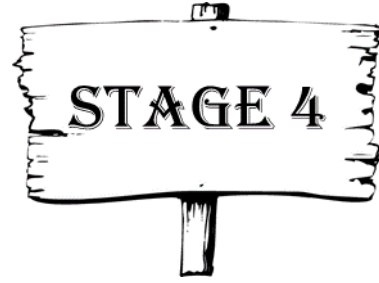



10 Pistol, 10 Rifle, 4+Shotgun

Stage shot starting at position 2 rifle in hands loaded with 10 rounds. Open and empty shotgun staged anywhere safely, pistols loaded with 5 rounds each and holstered. To signify ready, shooter says: "Oh sheriff! We just missed him" At buzzer from position 2 with rifle sweep the buffalo from either end, then place 4 rounds on the center buffalo then repeat sweep from either end. From position 3 with pistols repeat rifle instructions and from position 1 engage the 4 shotgun targets in any order.

TAKE TIMER TO NEXT STAGE





10 Pistol, 10 Rifle, 2+Shotgun

Stage shot from position 1 in any order or sequence as long as rifle is not last. Shooter starts with hands at low Surrender. Rifle loaded with 10 rounds and empty shotgun staged at position 1, pistols loaded with 5 rounds each and holstered.

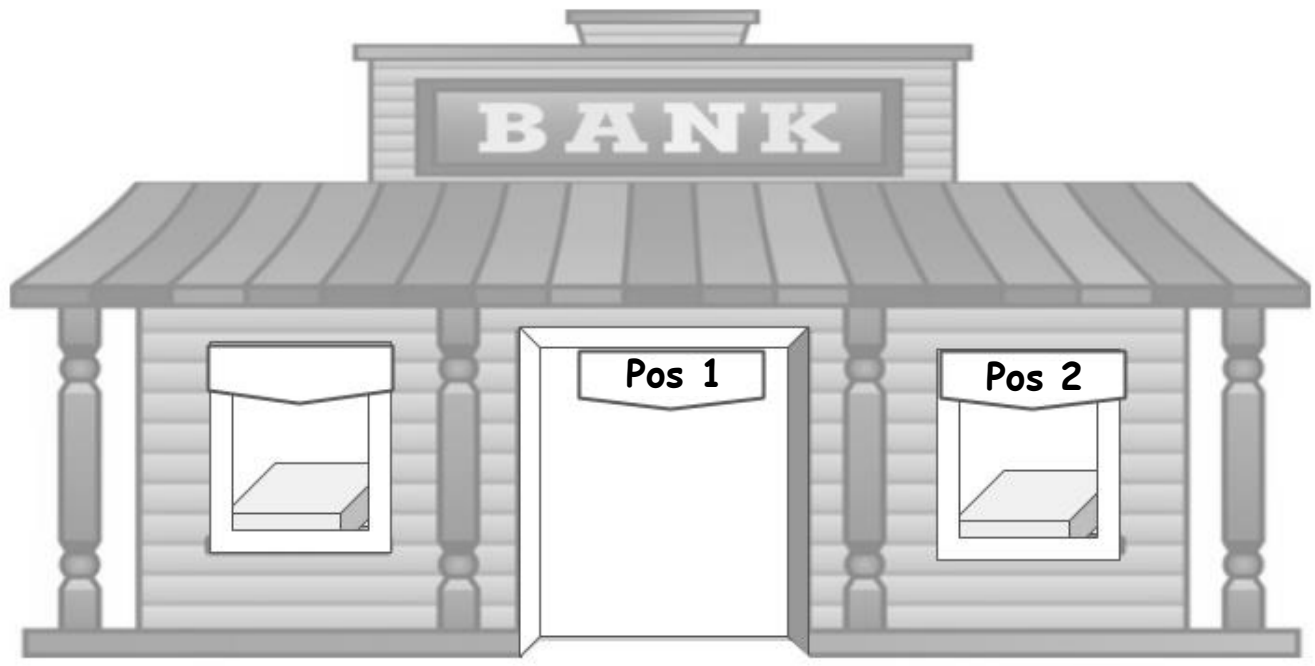

To signify ready, shooter says: " If I don't come back, tell mama I love her"

At the buzzer, from position 1 with pistols and rifle, place 4 rounds on each target, which includes the target across the wash, in any order or sequence for 20 rounds and with shotgun engage the swingers once each.

Swingers must be clearly hit.

TAKE TIMER TO NEXT STAGE



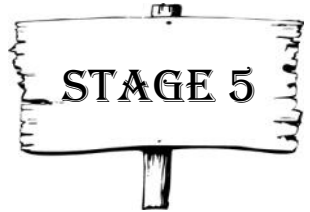


10 Pistol, 10 Rifle, 4+Shotgun

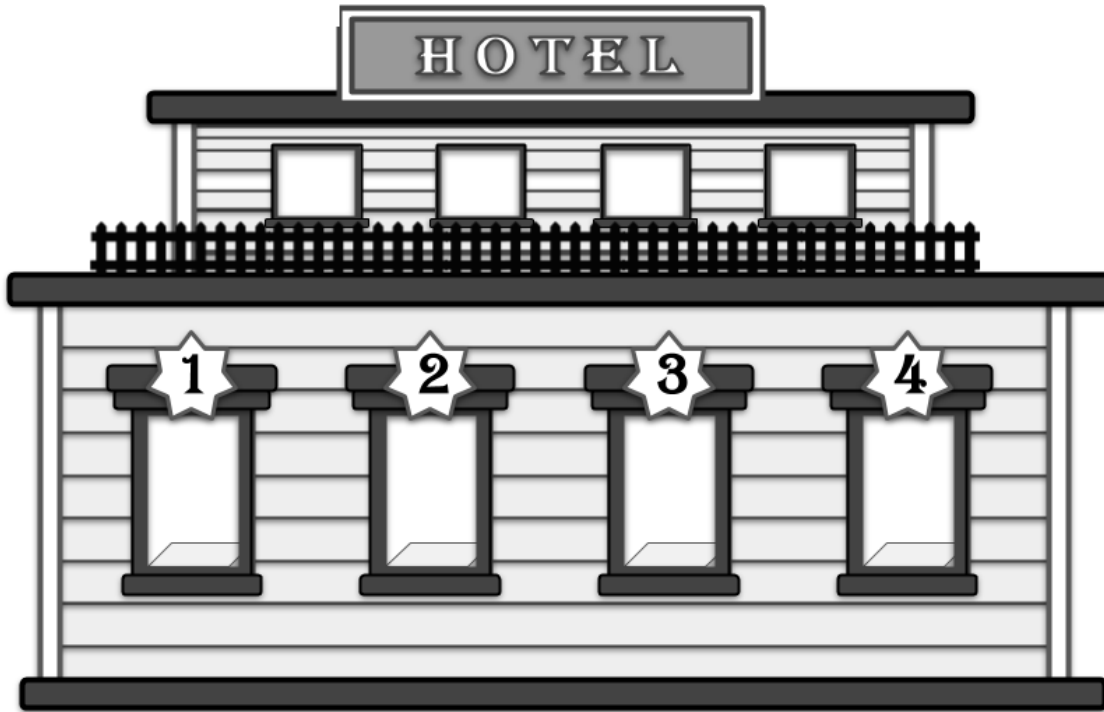


Start from inside the bank, facing up range with BOTH hands clutching 2 of the bars of either sets of bars as shown in image. Rifle loaded with 10 rounds staged vertically in either of the blocks at pos 1, open and empty shotgun staged at position 2 and pistols loaded with 5 rounds each and holstered. To signify ready, shooter says: "I aint got no Agua"



At buzzer, from position 1, place at least 3 rounds on each of the cowboys and the tombstone with both rifle and pistols. From position 2 with shotgun engage the 2 bells AND the 2 cowboys in any order. May start with rifle or pistols and rifle does NOT need to be Restaged vertically.



TAKE TIMER TO NEXT STAGE



10 Pistol, 10 Rifle, 2+Shotgun

Stage may be shot in any order as long as the rifle is not last. Rifle loaded with 10 rounds staged at position 3. Open and empty shotgun staged anywhere safely, pistols loaded with 5 rounds each and holstered. Shooter starts "at the ready"

To signify ready, shooter says: "You don't have to do this".

At buzzer, from position 2 with pistols alternate on the center heart and the circle for 5 rounds and sweep the 3 hearts in a 1-3-1 sweep starting from either end for a total of 10 rounds. At position 3 with rifle repeat pistol instructions. With shotgun engage the 2 swingers at either position 1 or position 4. Swingers must be clearly hit. You may start with the sweep, or alternating on the center heart and the circle.

TAKE TIMER TO NEXT STAGE

