



FORT SNOW, ARIZONA TERRITORY Saturday, Apr 10th 2021

Stage Conventions:

"Default" starting position is standing upright, hands at sides and not touching anything unless otherwise indicated. "Default" is still required for the rest of your body when hand(s) have a specific position. i.e. "hands on hat" does not allow shooter to be bent over the gun. "At the ready" starting position is standing any way shooter desires, not touching ammo or guns.


Starting position is at center of position unless otherwise indicated.

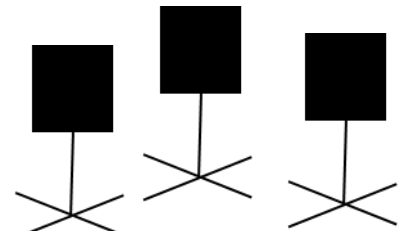
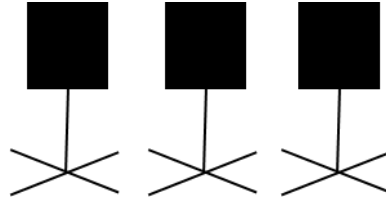


For lateral movement, to be in position at least one foot must be behind prop.

For downrange movement, to be in position shooter must be close enough to the prop to ground or stage a gun without taking a step. Duelist may rest butt of shotgun on prop instead of staging.

Targets are to be engaged as specified unless stage instruction provides options. EXAMPLE is provided for clarity when there are options.

Comstock Rules: All S/G targets MAY be re-engaged "Comstock Rules." S/G targets may be re-engaged at the end of the shotgun string or at the moment they've been missed, unless the stage description says otherwise. S/G targets should be re-engaged from where they were initially engaged.






10 Pistol, 10 Rifle, 4+Shotgun


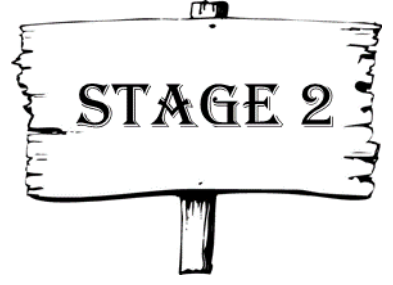
Stage may be shot in any order as long as the rifle is not last. Start anywhere at the ready. Rifle loaded with 10 rounds and open and empty shotgun staged anywhere safely. Pistols loaded with 5 rounds each and holstered.

To signify ready, shooter says: "Bond, I don't believe I ever killed a man that didn't deserve it"

At the buzzer, from position 1 with shotgun engage both knock downs and any 2 swingers in any order or sequence. Swingers must be clearly hit. If not, TO will call to re-engage. From position 3 in doorway with rifle triple tap the outside targets, then single tap the center target, then sweep the three targets from either end for a total of 10 rounds. From position 5 with pistols repeat rifle instructions

TAKE TIMER TO NEXT STAGE







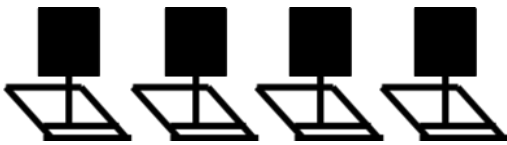

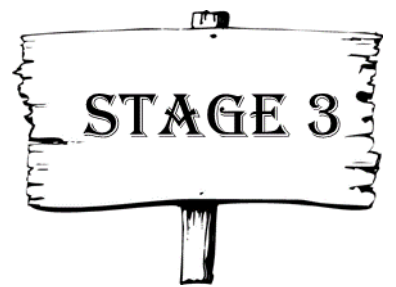
10 Pistol, 10 Rifle, 4+Shotgun

Stage may be shot in any order as long as the **rifle is not last**. Start anywhere with hand or hands on gun or guns. Rifle loaded with 10 rounds and open and empty shotgun staged anywhere safely. Pistols loaded with 5 rounds each and holstered.

To signify ready, shooter says: "Where are you from Mr. Hickock?"
 At the buzzer, from position 2 with pistols sweep the 3 targets from either end with a 3-1-3 sweep, then triple tap the cowboy. From position 3 OR 4 with rifle repeat pistol instructions. From the doorway at position 5 engage the 4 shotgun targets in any order

TAKE TIMER TO NEXT STAGE





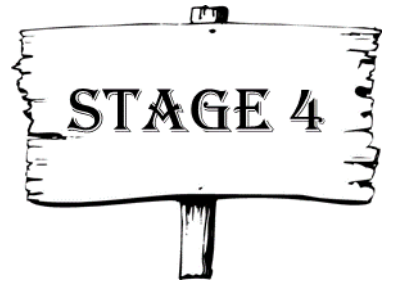


10 Pistol, 10 Rifle, 4+Shotgun

Stage shot starting at position 2 in doorway with rifle in hands. Shotgun staged anywhere safely, pistols loaded with 5 rounds each and holstered. To signify ready, shooter says: "John Bernard, you swear too much" At buzzer, from position 2, with rifle engage the 3 buffalo in a continuous Nevada sweep starting on either outside target while double tapping the center buffalo. At position 3, with pistols, repeat rifle instructions and from position 1 engage the 4 shotgun targets in any order. You may shoot the pistols OR the shotgun after the rifle

TAKE TIMER TO NEXT STAGE





10 Pistol, 10 Rifle, 4+Shotgun


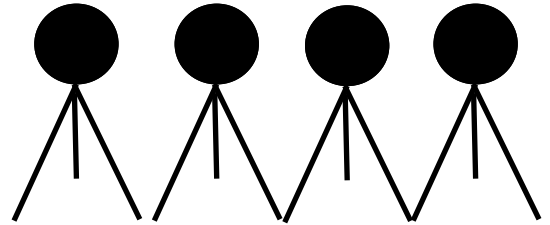

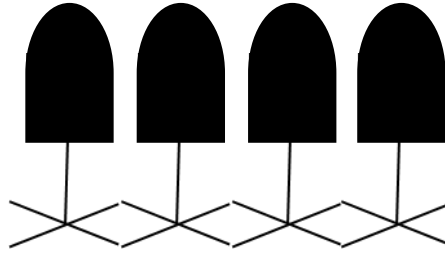

Start with BOTH FEET clear of the outside doorway with one hand on a pistol grip. Rifle loaded with 10 rounds and open and empty shotgun staged as needed, pistols loaded with 5 rounds each and holstered. Stage may be shot in any order provided the **rifle is not last**.

To signify ready, shooter says: "I wont be wronged, I wont be insulted." At buzzer, with pistols place at least 2 rounds on each of the four targets with NO Triple taps for 10 rounds from position 1 (or 2). With rifle repeat pistol instructions. From position 3 alternate on the bells for 4 rounds. **Bells must be clearly hit**. If not, TO will call to re-engage.

BOTH positions 1 and 2 must be used for rifle and pistol strings. Which ever position the pistols are shot from, the rifle shall be shot from the OTHER position.

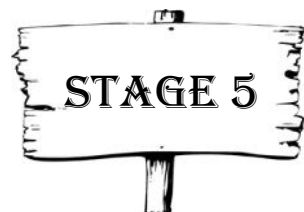
TAKE TIMER TO NEXT STAGE




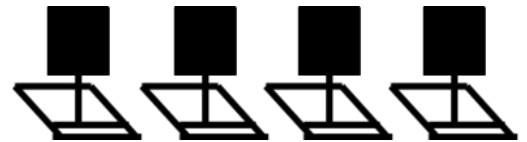

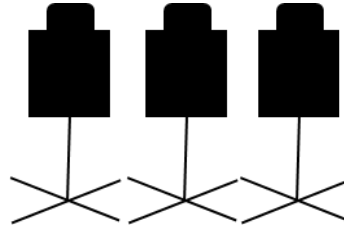



10 Pistol, 10 Rifle, 4+Shotgun

Stage may be shot in any order as long as the rifle is not last. Rifle loaded with 10 rounds staged vertically **IN** block on either side of the doorway at position 2. Open and empty shotgun staged anywhere safely, pistols loaded with 5 rounds each and holstered. Start anywhere with hands at low surrender To signify ready, shooter says: "Friend, you better get another line of work"
 At buzzer, from position 1 with pistols engage the 4 coffins in a regressive sweep starting from either end. (4-3-2-1). From the doorway at position 2 OR the window at position 3, with rifle engage the tombstones as per pistol instructions. From position 3 engage any 2 shotgun targets and from position 4 engage the remaining 2 shotgun targets.
 Rifle does NOT need to be restaged vertically after completion.



TAKE TIMER TO NEXT STAGE



10 Pistol, 10 Rifle, 4+Shotgun

Stage may be shot in any order as long as the rifle is not last. Rifle loaded with 10 rounds staged at position 3. Open and empty shotgun staged at position 4, pistols loaded with 5 rounds each and holstered. Start anywhere with hand or hands on gun or guns To signify ready, shooter says: "Books you're a man after my own heart". At buzzer, from position 1 with pistols engage the 3 circles in a Fibonacci sweep from either end. (2-3-5). From position 3 with rifle engage rifle targets as per pistol instructions. From position 4 engage the 4 shotgun targets in any order

TAKE TIMER TO NEXT STAGE

