



Saturday, December 12th

Stage Conventions:

"Default" starting position is standing upright, hands at sides and not touching anything unless otherwise indicated. "Default" is still required for the rest of your body when hand(s) have a specific position. i.e. "hands on hat" does not allow shooter to be bent over the gun. **"At the ready"** starting position is standing any way shooter desires, not touching ammo or guns.

Starting position is at center of position unless otherwise indicated.

For lateral movement, to be in position at least one foot must be behind prop.

For downrange movement, to be in position shooter must be close enough to the prop to ground or stage a gun without taking a step. Duelist may rest butt of shotgun on prop instead of staging.

Targets are to be engaged as specified unless stage instruction provides options. EXAMPLE is provided for clarity when there are options.

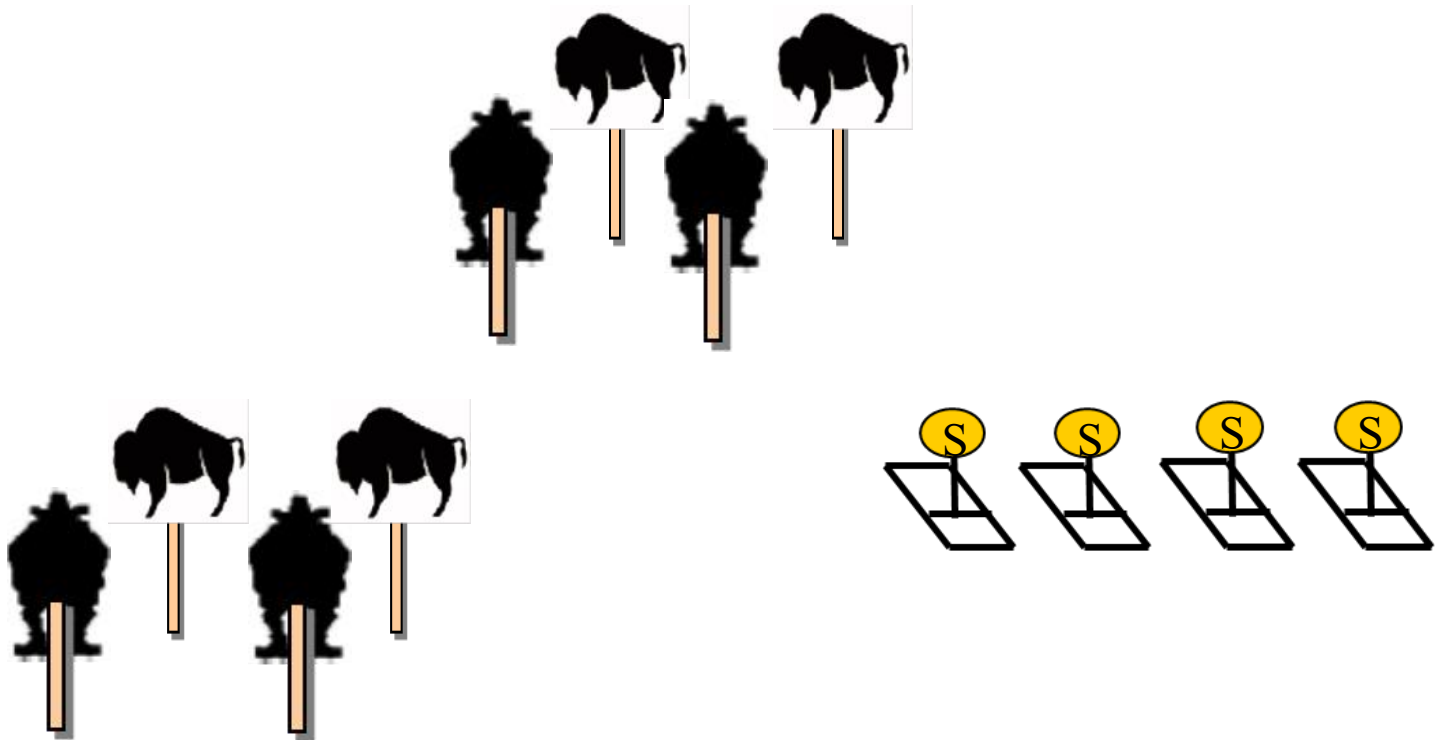
Comstock Rules: All S/G targets MAY be re-engaged "Comstock Rules." S/G targets may be re-engaged at the end of the shotgun string or at the moment they've been missed, unless the stage description says otherwise. S/G targets should be re-engaged from where they were initially engaged.

Stage 1

December 12th, 2020



10 Pistol, 10 Rifle, 4+Shotgun



Position 1

Position 2

Position 3

Stage may be shot in any order as long as **rifle is not last**. At the ready standing at center of table.

Rifle and open and empty shotgun staged anywhere safely, pistols loaded with 5 rounds each and holstered. To signify ready, shooter says: "I heard that you're a low down Yankee liar"

At buzzer, from position 1, with pistols, alternate on the cowboys for 5 rounds then alternate on the buffalo for 5 rounds starting on either pair of targets. At position 2, with rifle, repeat pistol instructions for a total of 10 rounds. From position 3, engage 4 shotgun targets in any order.

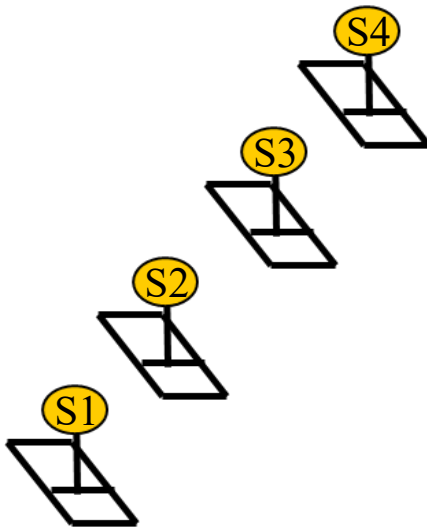
TAKE TIMER TO NEXT STAGE

Stage 2

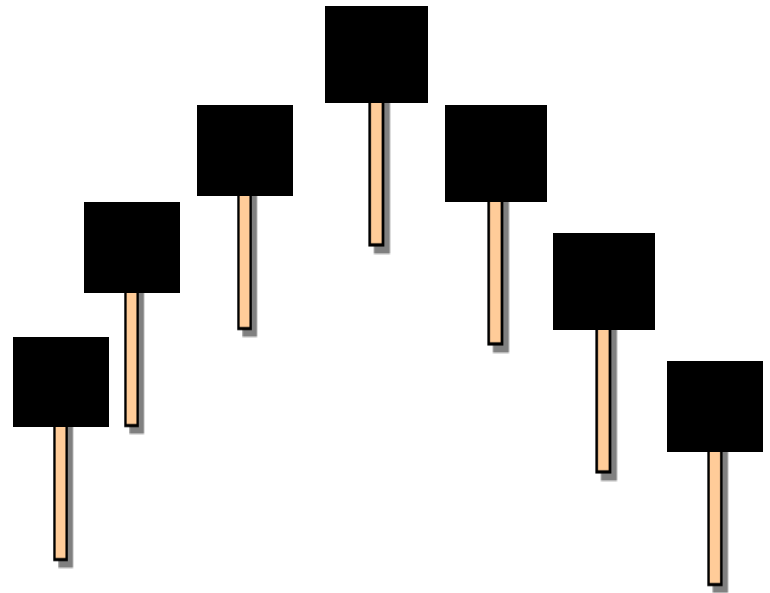
December 12th, 2020



10 Pistol, 10 Rifle, 4+Shotgun



Position 1



Position 2

Start with both feet anywhere behind table at position 1 with loaded shotgun in hands. DO NOT LOAD SHOTGUN UNTIL INSTRUCTED TO DO SO BY T.O. Rifle staged flat on table at Position 2. Pistols loaded with 5 rounds each and holstered.

To signify ready, shooter says: "A gun is a tool, Marion"

At buzzer, with shotgun, engage 4 shotgun targets in any order. Make shotgun safe at Pos 1. At Pos 2, using rifle and pistols, (rifle **MUST** be used first) engage all 7 targets at least twice each in any order. No target may be engaged more than three times.

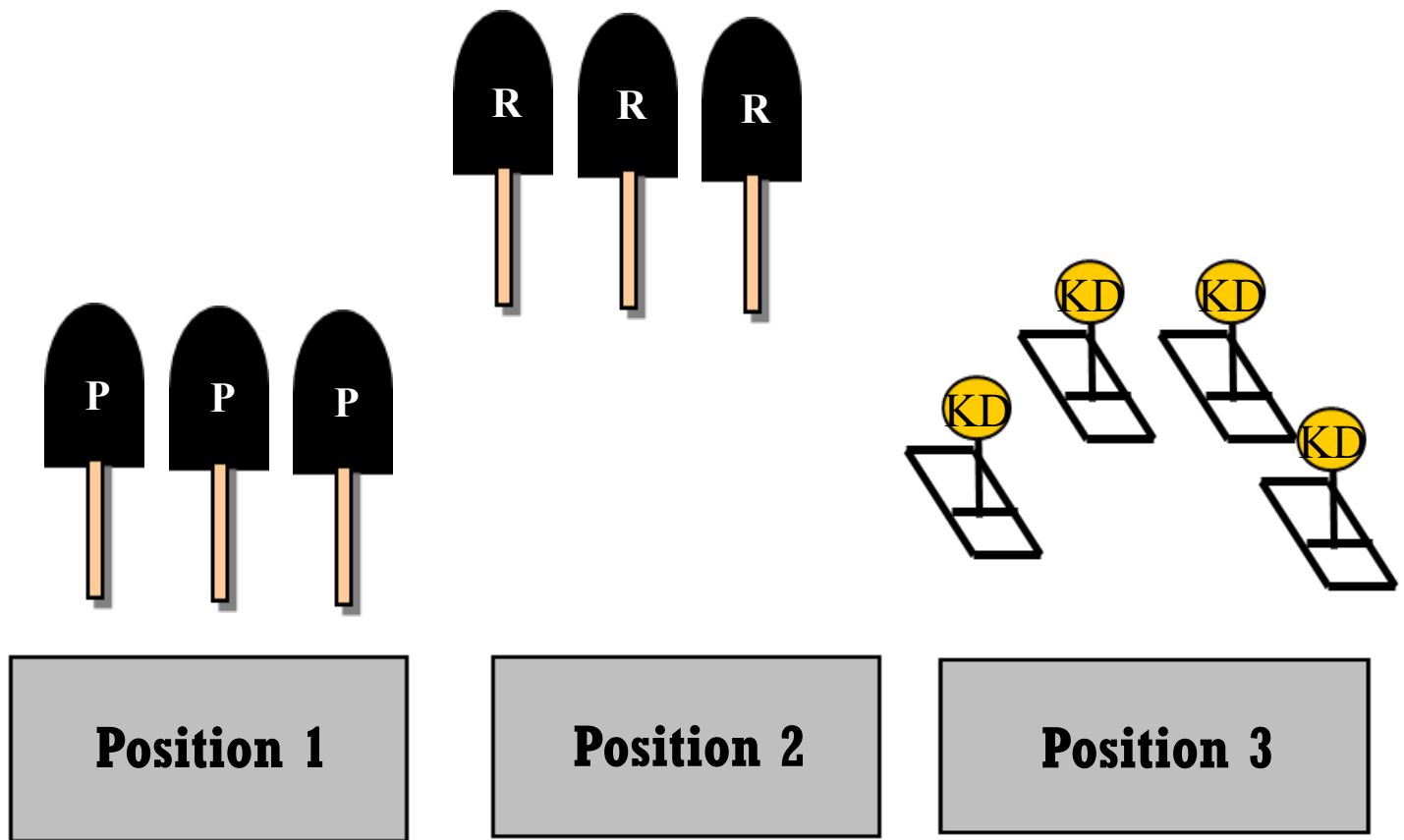
TAKE TIMER TO NEXT STAGE

Stage 3

December 12th, 2020



10 Pistol, 10 Rifle, 4+Shotgun



Stage may be shot in any order as long as **rifle is not last**. Start with both feet anywhere behind table with hands at low surrender. Rifle loaded with 10 rounds and open and empty shotgun staged anywhere safely, pistols loaded with 5 rounds each and holstered. To signify, ready shooter says: "I wouldn't know a Ryker from your jersey cow"

At buzzer, from Position 1, with pistols, engage the 3 P targets in a 2-6-2 sweep starting on either end. From Position 2, with rifle, engage the 3 R targets as per pistol instructions. From position 3, engage the 4 shotgun targets in any order

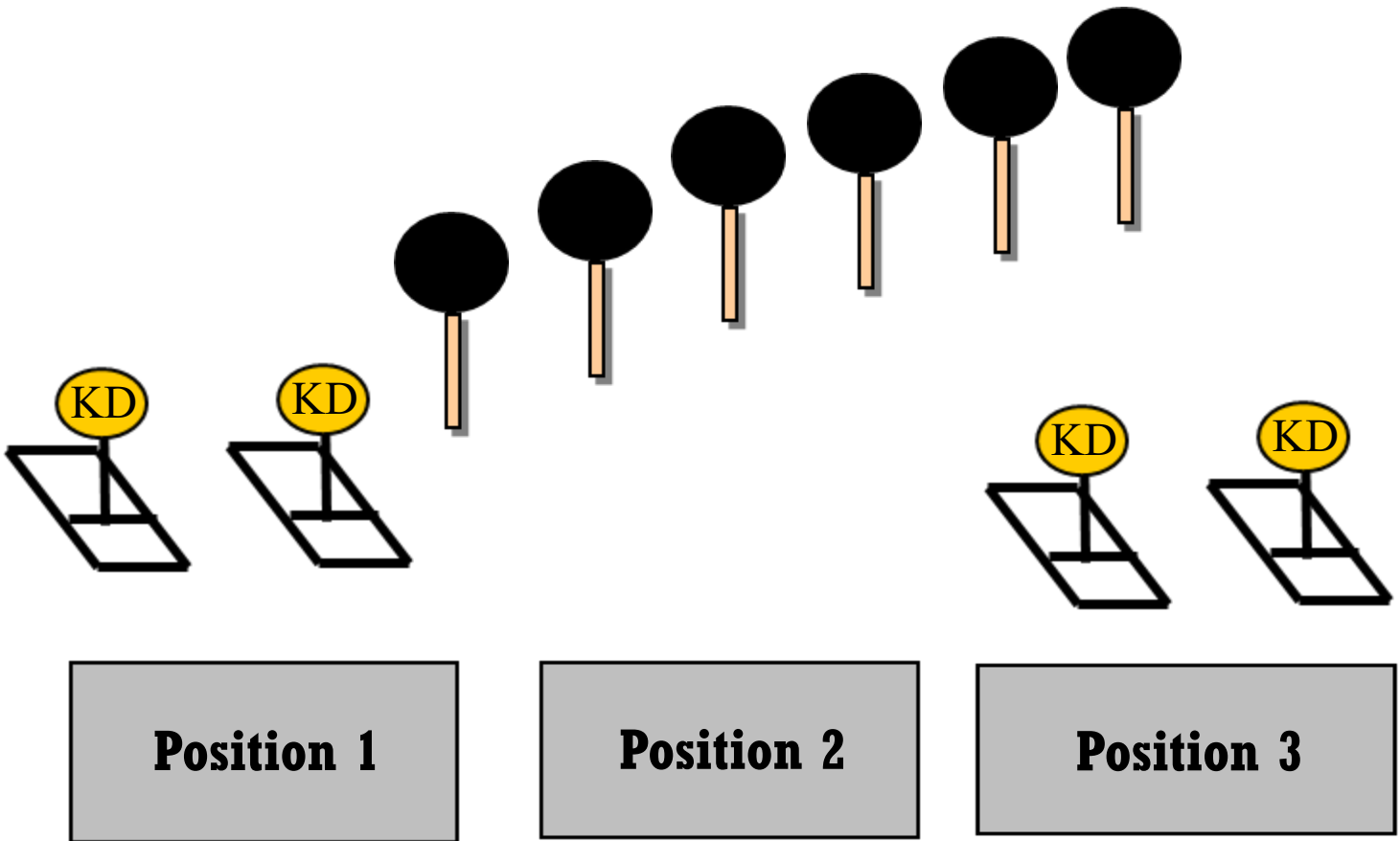
TAKE TIMER TO NEXT STAGE

Stage 4

December 12th, 2020



10 Pistol, 10 +1 Rifle, 4+Shotgun



Stage may be shot in any order, **rifle must not be last**. Start anywhere behind the tables with one hand touching any gun the other hand touching shotgun shells.

Open and empty shotgun staged anywhere safely, rifle loaded with 10 rounds staged at Pos 2, pistols loaded with 5 rounds each and holstered.

To signify ready, shooter says: "So you're Jack Wilson"

After buzzer, engage the 2 shotgun targets at position 1, engage the 2 shotgun targets at position 3 and at position 2 engage the 6 stationary targets with a progressive sweep from either end for a total of 21 rounds.

Rifle reload can be loaded at any time after the buzzer

1 on 1, 2 on 2, 3 on 3, 4 on 4, 5 on 5, 6 on 6

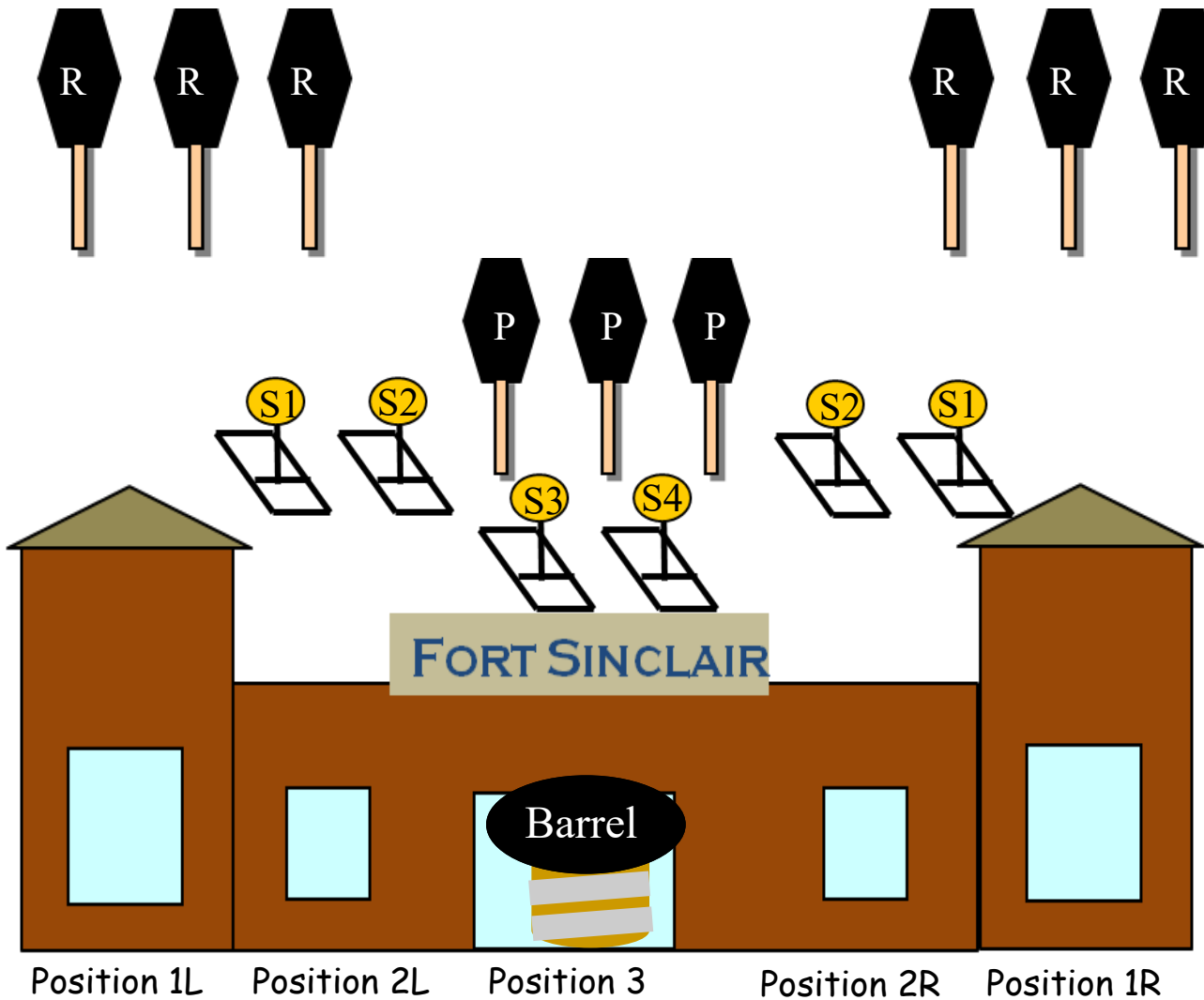
TAKE TIMER TO NEXT STAGE

Stage 5

December 12th, 2020



10 Pistol, 10 Rifle, 4+ Shotgun



Start inside either tower Position 1L or 1R, rifle loaded with 10 rounds **staged vertically**. Open and empty shotgun staged anywhere safely. Revolvers loaded with 5 rounds each, holstered.

To signify ready, shooter says: "I wish they'd give me some bullets for this gun"

At buzzer, with rifle, engage the 3 R targets, placing 3 rounds on each and placing the 10th round on the center target, **with no triple taps**. From position 2L (or 2R), engage shotgun targets S1 and S2. Then, taking shotgun with you to position 3, engage shotgun targets S3 & S4. Make shotgun safe on barrel and, with pistols, engage the 3 P targets as per rifle instructions.

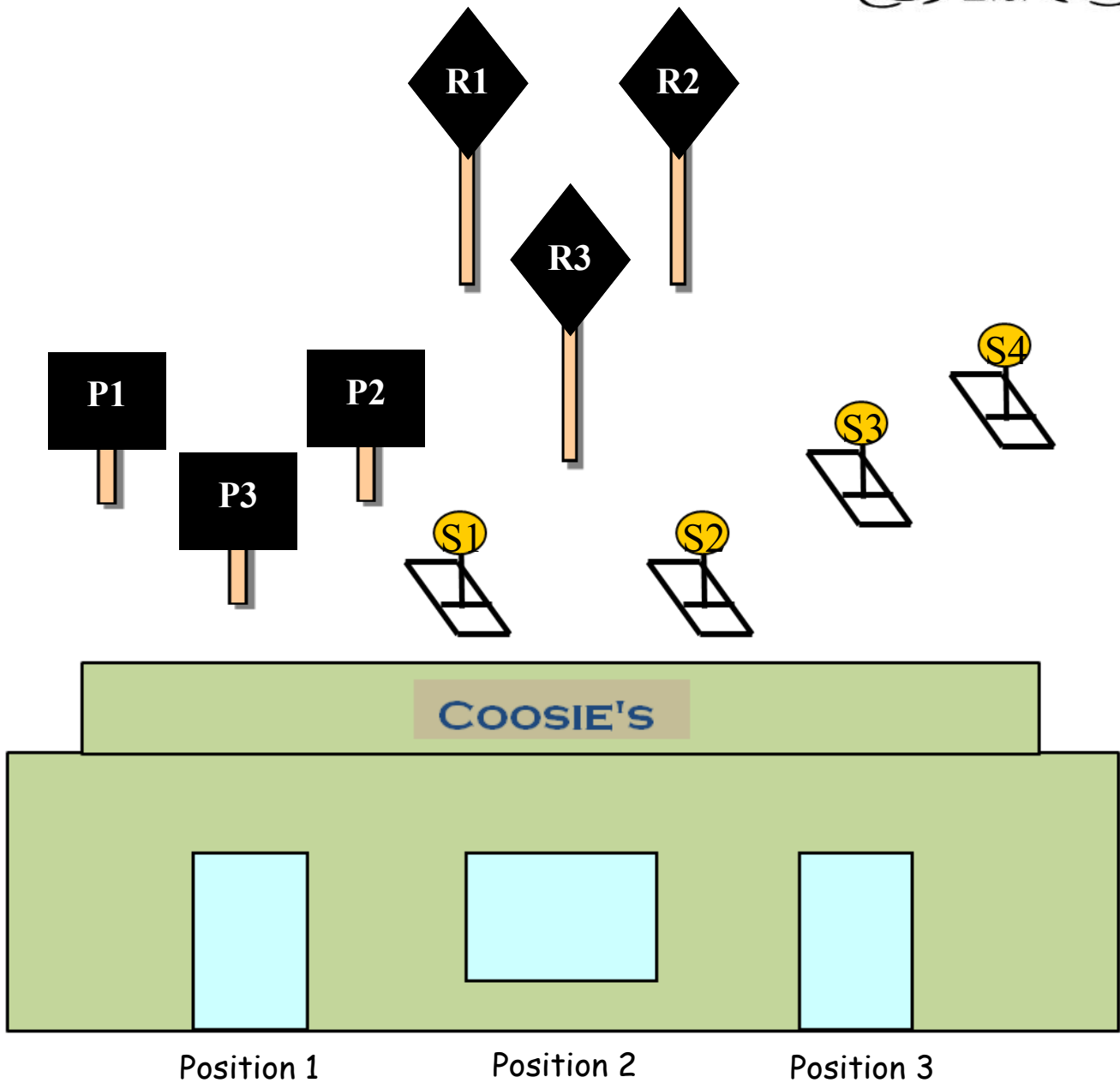
Rifle does NOT need to be restaged vertically after shooting

TAKE TIMER TO NEXT STAGE

Stage 6

December 12th, 2020

10 Pistol, 10 Rifle, 4+ Shotgun



Stage may be shot in any order, **rifle must not be last**. Start anywhere inside Coosies hand or hands touching gun or guns.

Rifle loaded with 10 rounds staged in window at position 2, shotgun staged anywhere safely, pistols loaded with 5 rounds each, holstered.

To signify ready, shooter says: "He's no cowpuncher"

At buzzer from position 1 with pistols starting on either P1 or P2 shoot a "V" shaped sweep, (eg P1-P3-P2) then double tap P3, then repeat for a total of 10 rounds From position 2 with rifle repeat pistol instructions on R1, R2 & R3, also from position 2 engage shotgun targets S1 & S2 and from doorway at position 3 engage shotgun targets S3 & S4

TAKE TIMER TO NEXT STAGE