
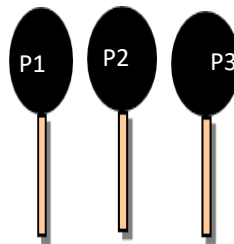
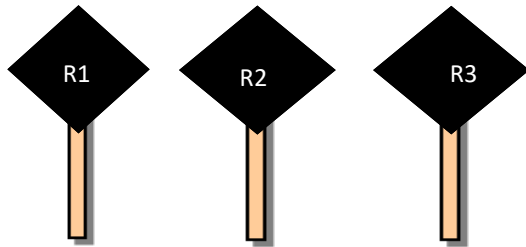




Sept 12. 2020

Stage 1 Sept. 2020 Bay D

10 Pistol, 10 Rifle, 4+ Shotgun



Position 1



Position 2



Position 3

Shooter starts at position 1 hands on firearm. Rifle loaded with 10 rounds, staged at position 1. Shotgun staged at position 3. Pistols loaded 5 rounds each and holstered.

To signify ready shooter exclaims: "Back to school"?

From position 1 with rifle, double tap Nevada sweep the 3 rifle targets starting on the center target (R2).

From position 2 with pistols repeat the rifle instructions .


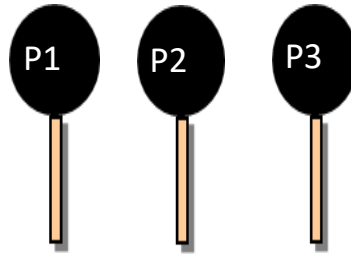
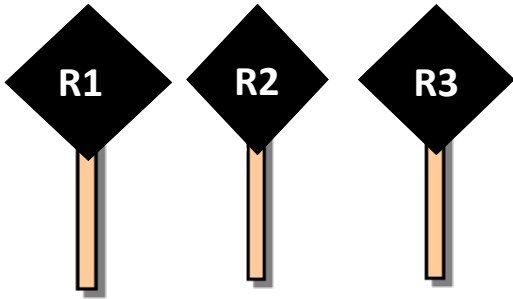
From position 3, engage the 4 shotgun targets any order.

Double tap Nevada sweep starting on center target.

Stage 2 Sept 2020 Bay D



10 Pistol, 10 Rifle, 4+ Shotgun



Position 1



Position 2



Position 3

Shooter may start at any position, rifle/pistol (s) or shotgun in hand. Rifle loaded with 10 rounds staged any where safe, open and empty shotgun staged anywhere safe, pistols loaded with 5 rounds each and holstered **DEPENDING ON WHICH FIREARM IS HELD**. Note: Rifle may not be last.

To signify ready shooter says “**School?**”

Position 1: With rifle engage R1– R2 alternating for 5 rounds, then repeat using R2-R3 for 5 rounds. Shooter may start with R1 and R2 or R2 and R3 .

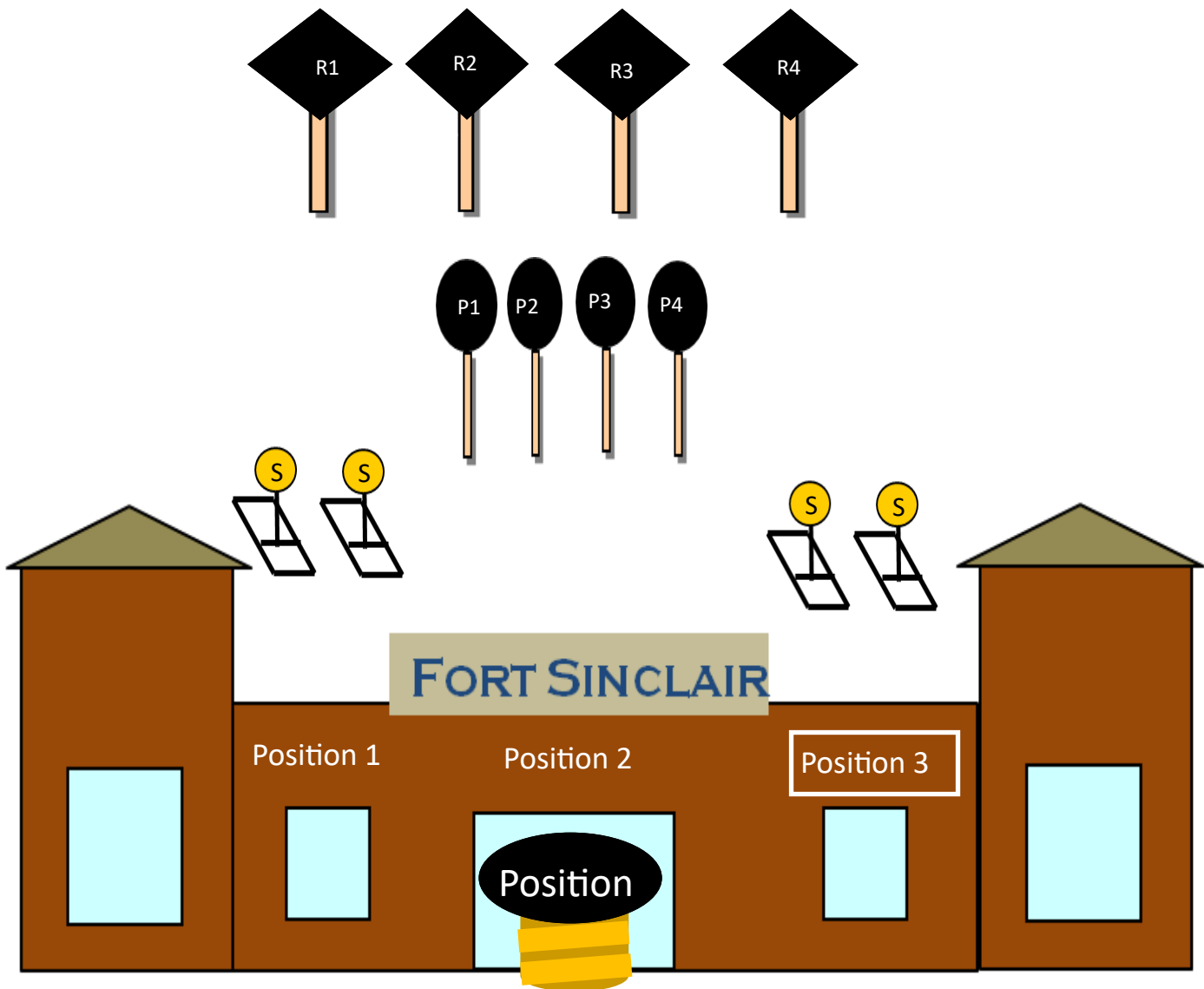
Position 2: With pistols using same instructions as rifle engage P1 through P3.

Position 3: With shotgun, engage 4 shotgun targets any order.

ALTERNATING

Stage 3 Sept. 2020

10 Pistol, 10 Rifle, 4+ Shotgun



Shooter may start at position 1 or 3 hands on hat. Rifle loaded with 10 rounds and staged at position 2. Pistols loaded 5 rounds each and holstered.

To signify ready shooter exclaims: **"how about a snow day!"**

From position 1 or 3 engage the 2 knockdowns in front of you. Taking shotgun with you to position 2 and make safe for future use.

From position 2 (shooter's choice on first firearm, rifle or pistol) engage the rifle targets in a Lawrence Welk Sweep (1,12,123,1234) {shooter may start either end}. Repeat the instruction for next firearm.

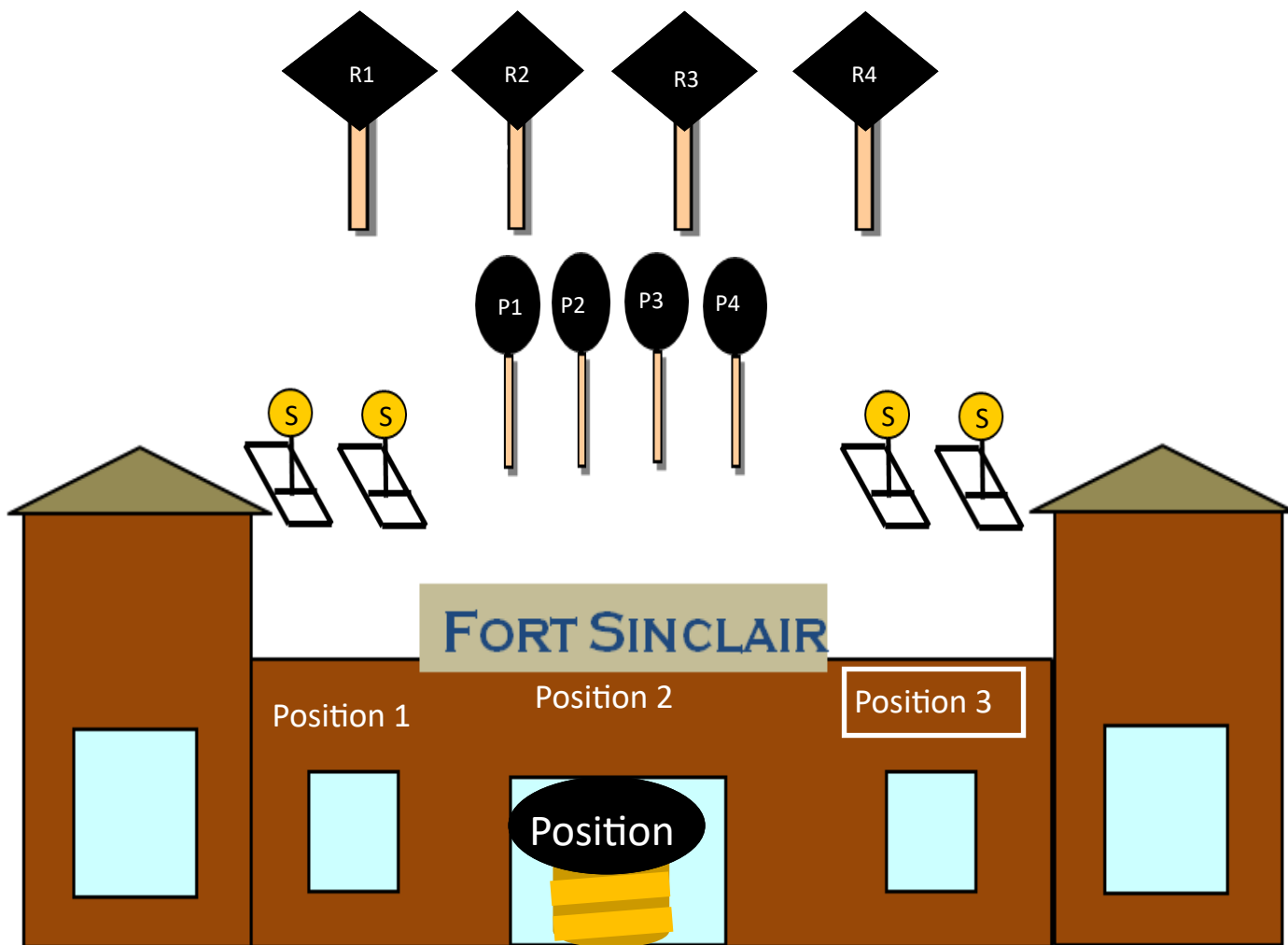
With shotgun move to position 1 or 3 and engage the remaining 2 knockdowns.

L. Welk sweep: 1, 12, 123, 1234

Reverse order depending on which end you start.

Stage 4 Sept. 2020

10 Pistol, 10 Rifle, 4 +Shotgun



Start at position2, in a Texas surrender, rifle loaded with 10 rounds and open empty shotgun staged anywhere. Pistols loaded 5 rounds each and holstered. Shooter may start with pistols or rifle.

To signify ready shooters says: "Rain Day??????"

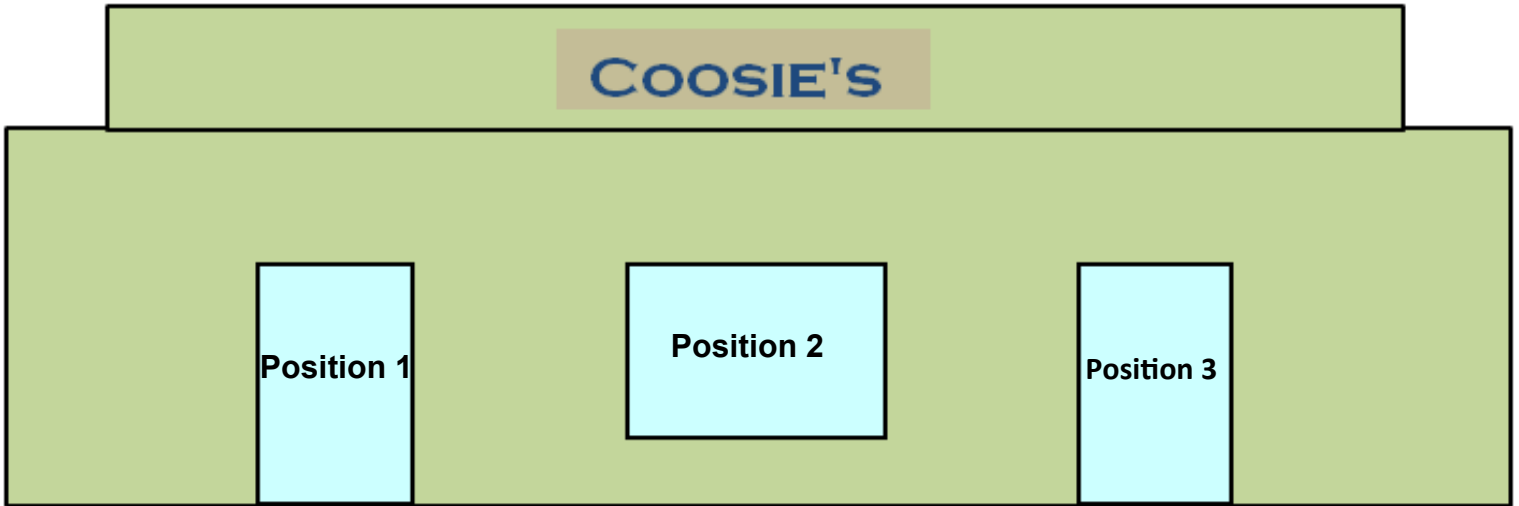
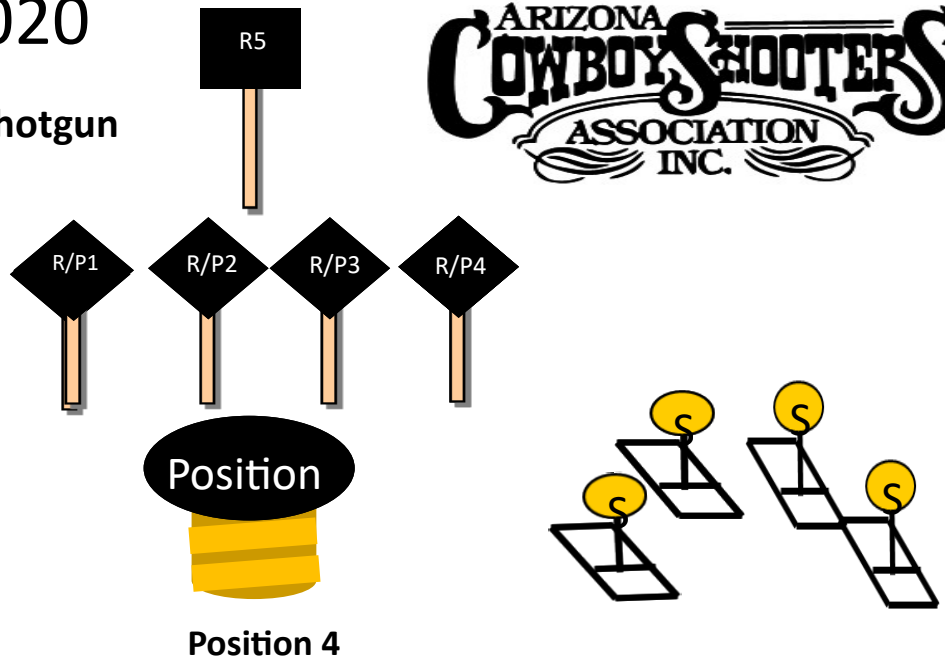
From position 2 with pistols engage the P targets putting 2 shots on the outside targets and 3 shots on the inside targets. **NO DOUBLE OR TRIPLE TAPS.** Repeat the instructions for the rifle. NOTE, THIS IS A ROUND COUNT STAGE.

From position 1 or 3 engage the 2 shotgun targets. Then move to the remaining window and engage the last 2 shotgun targets.

Basically alternating 1/2 starting on 2 then alternating 3/4 starting on 3.

Stage 5 Sept. 2020

10 Pistol, 10+1 Rifle, 4+ Shotgun



Start at position 2, hands on hat, rifle loaded with 10 rounds and open empty shotgun staged anywhere. Pistols loaded 5 rounds each and holstered.

To signify ready shooters says: "Teacher, Teacher?"

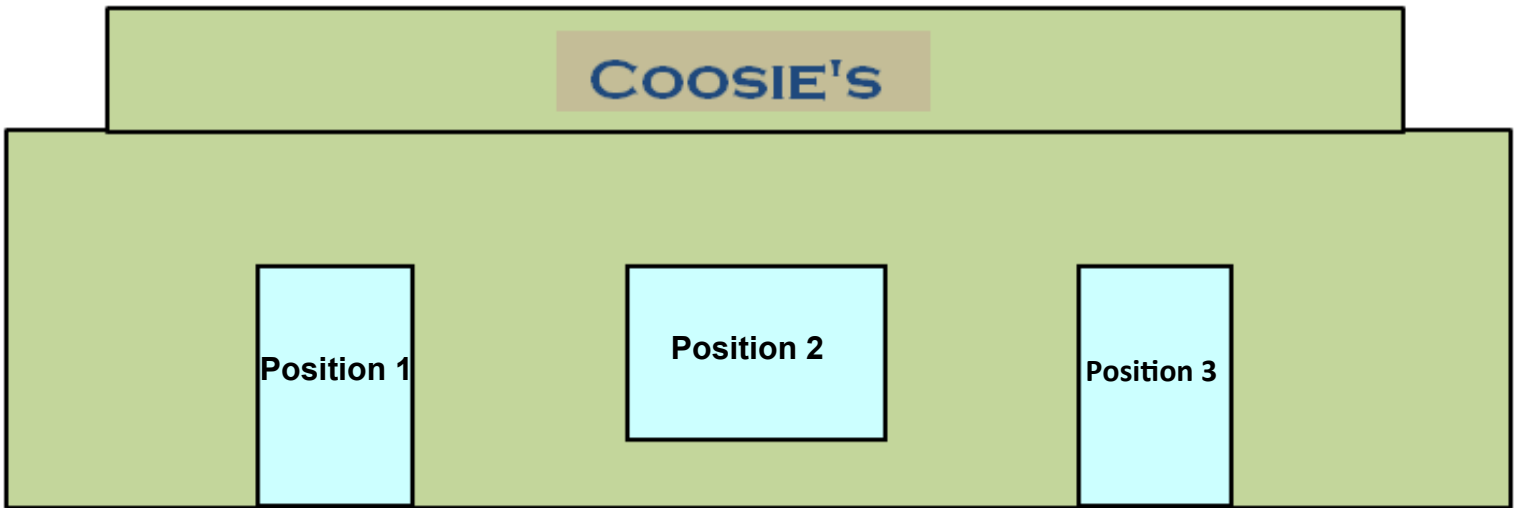
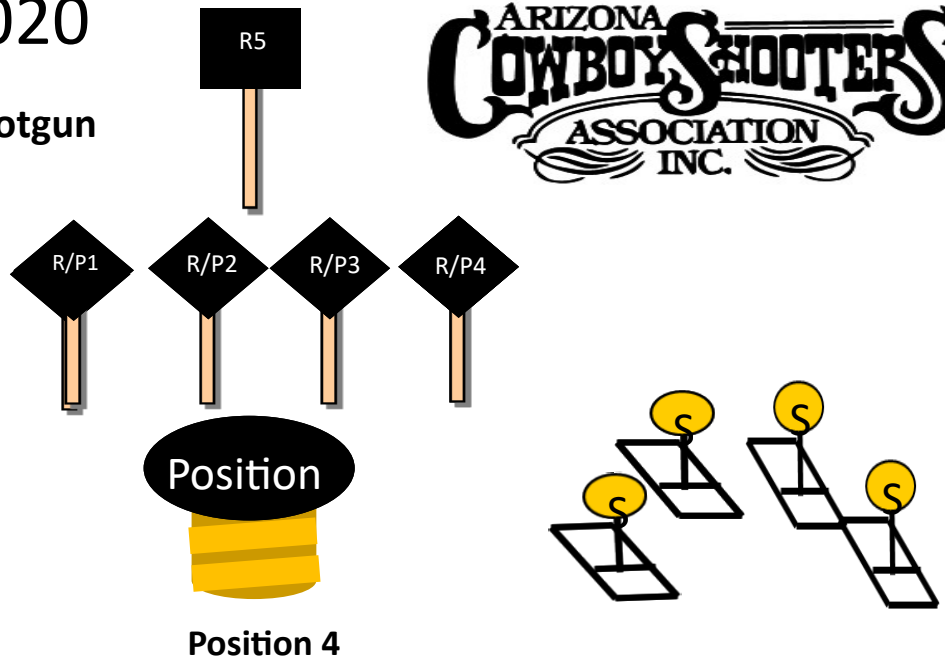
From position 2 with rifle Nevada sweep the rifle targets from either end then load one round and engage the distant target R5. Make rifle safe vertically for movement down range. From Position 3 engage the 4 shotgun targets any order. NOTE; POSITION 3 IS SHOT FROM BEHIND THE DOORWAY THRESHHOLD. Take shotgun with you and move to the outside table and make shotgun safe.

From position 4, engage the pistol targets in the same order as the rifle., except no reload of pistol.

Nevada sweep with reload

Stage 6 Sept. 2020

10 Pistol, 10 Rifle, 4+ Shotgun



Start at position 2 , at sass default, rifle loaded with 10 rounds and staged at position 2 and open empty shotgun staged anywhere. Pistols loaded 5 rounds each and holstered.

To signify ready shooter says: "I have the answer"!

From position 2 With rifle, engage the 4 R/P targets in a 3,2,2,3 sweep. Move to position 3 and engage the 4 shotgun targets any order. NOTE; POSITION 3 IS SHOT FROM BEHIND THE DOORWAY THRESHOLD.

From Position 4 engage the R/P targets per the rifle instructions.

3,2,2,3 sweep