



ROUND COUNT

RIFLE 59

REVOLVER 60

SHOTGUN 26 +



Summer hours are in effect, shooters meeting at 8 AM.

Registration ends at 7:45.

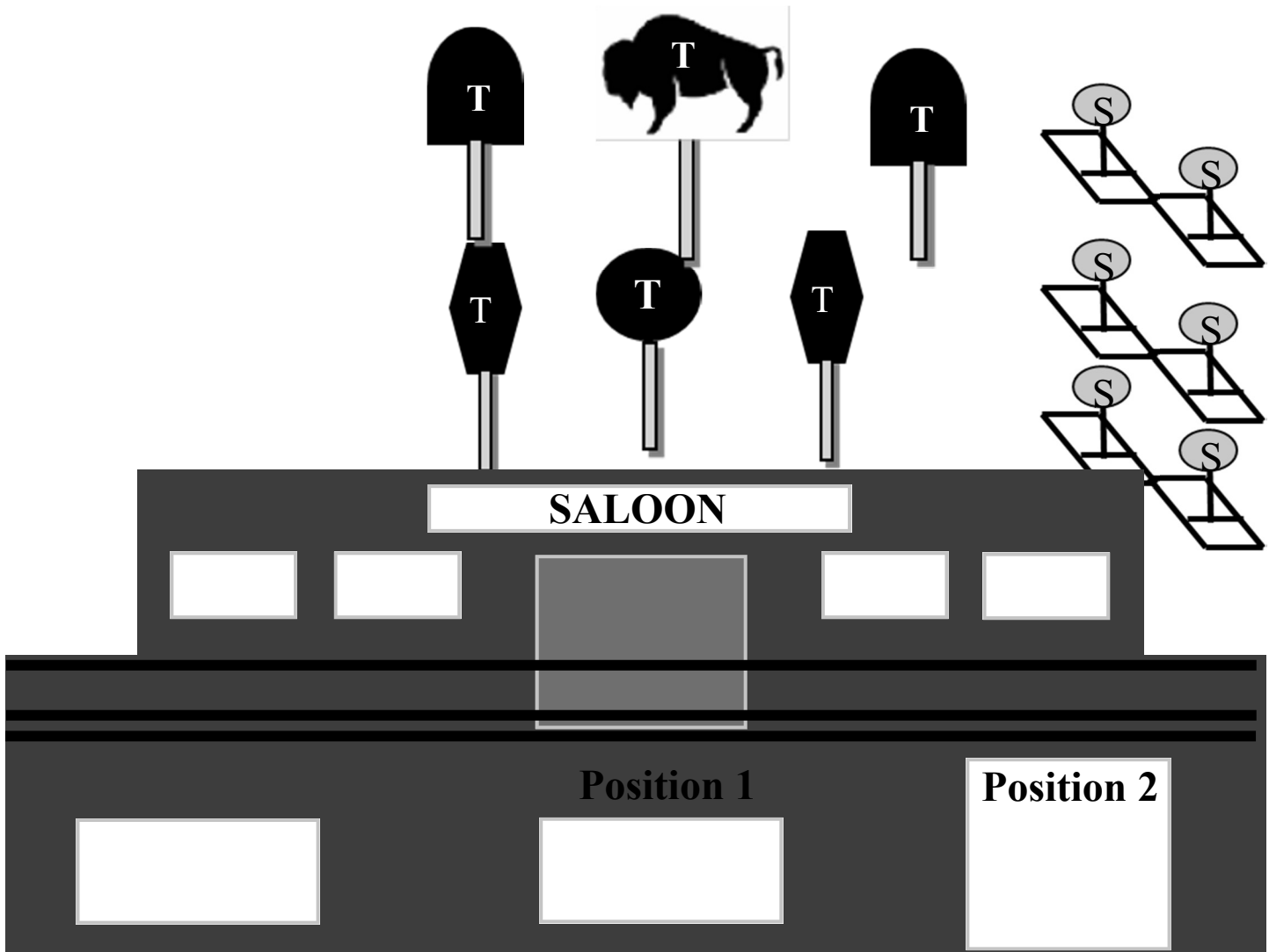
Please do not sign up anyone else on a posse.

Remember all SASS costuming rules are in effect even in Summer.

JUNE 2017

Stage 1 June 2017

10 Revolver, 10 Rifle, 4+ Shotgun



Start at the bar, water bottle in hand. Open/empty shotgun and rifle loaded with 10 rounds, staged at the window at position 1. Revolvers loaded with 5 rounds each and staged at the window at position 1.

When ready say "Who's watering down the drinks?"

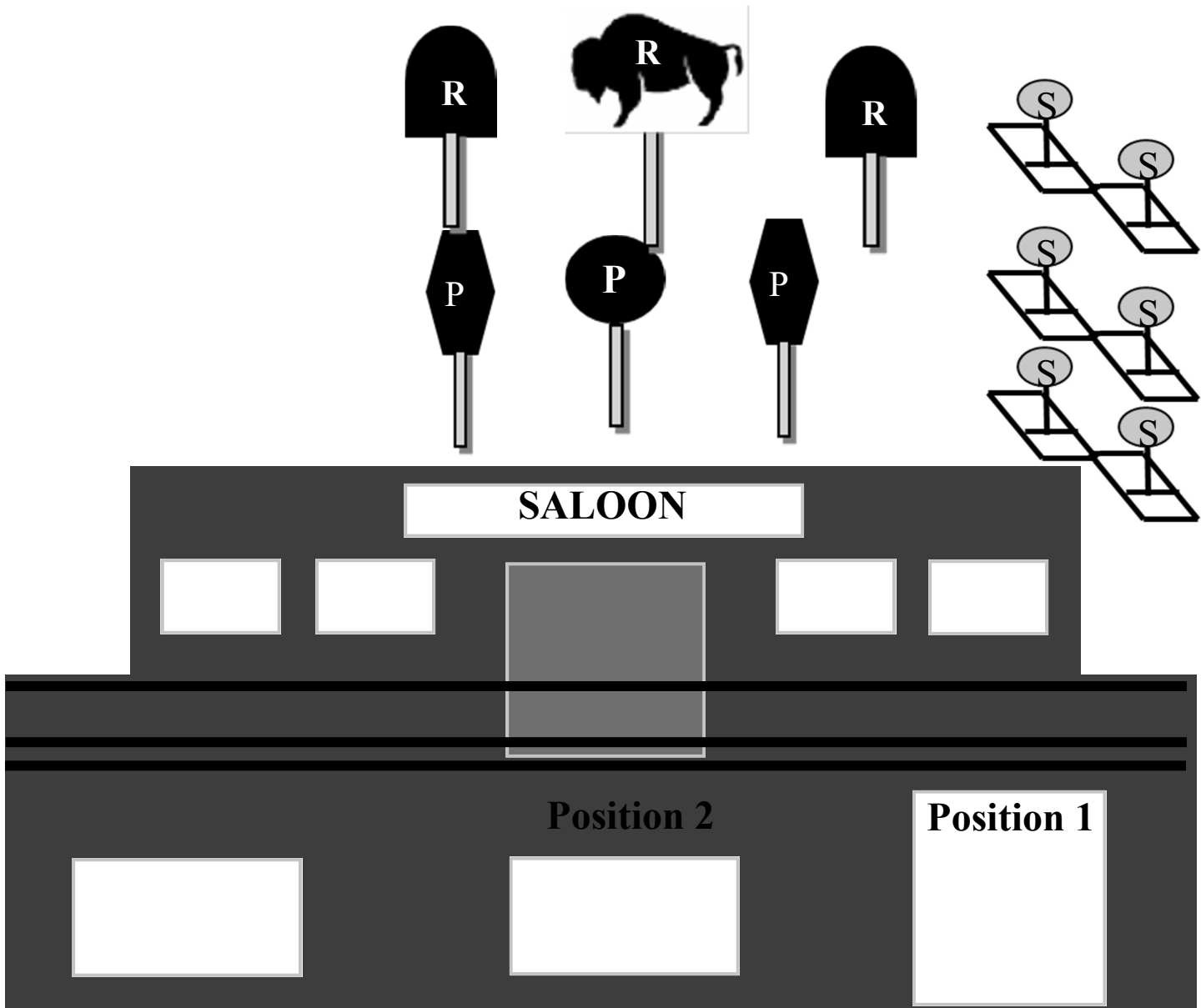
ATB: Throw the water bottle behind the bar, then move to position 1. With revolvers double tap the center target of the front row, then sweep the 3 targets in the back row starting on either end. Then repeat instructions. With rifle, double tap the center target in the back row, then sweep the 3 targets in the front row starting on either end. Then repeat instructions. Move to position 2 and engage any 4 shotgun fallers.

(Note from position 1 shooter may use rifle or revolvers first. Also revolvers may go back to the window, or be returned to leather, shooters choice.)

Please leave timer and spotting flags...

Stage 2 June 2017

10 Revolver, 9 Rifle, 6+ Shotgun



Start at position 1 shotgun loaded with 2 rounds in hand (load under only under the RO's command). Rifle loaded with 9 rounds, staged on the table at position 2. Revolvers loaded with 5 rounds each and holstered.

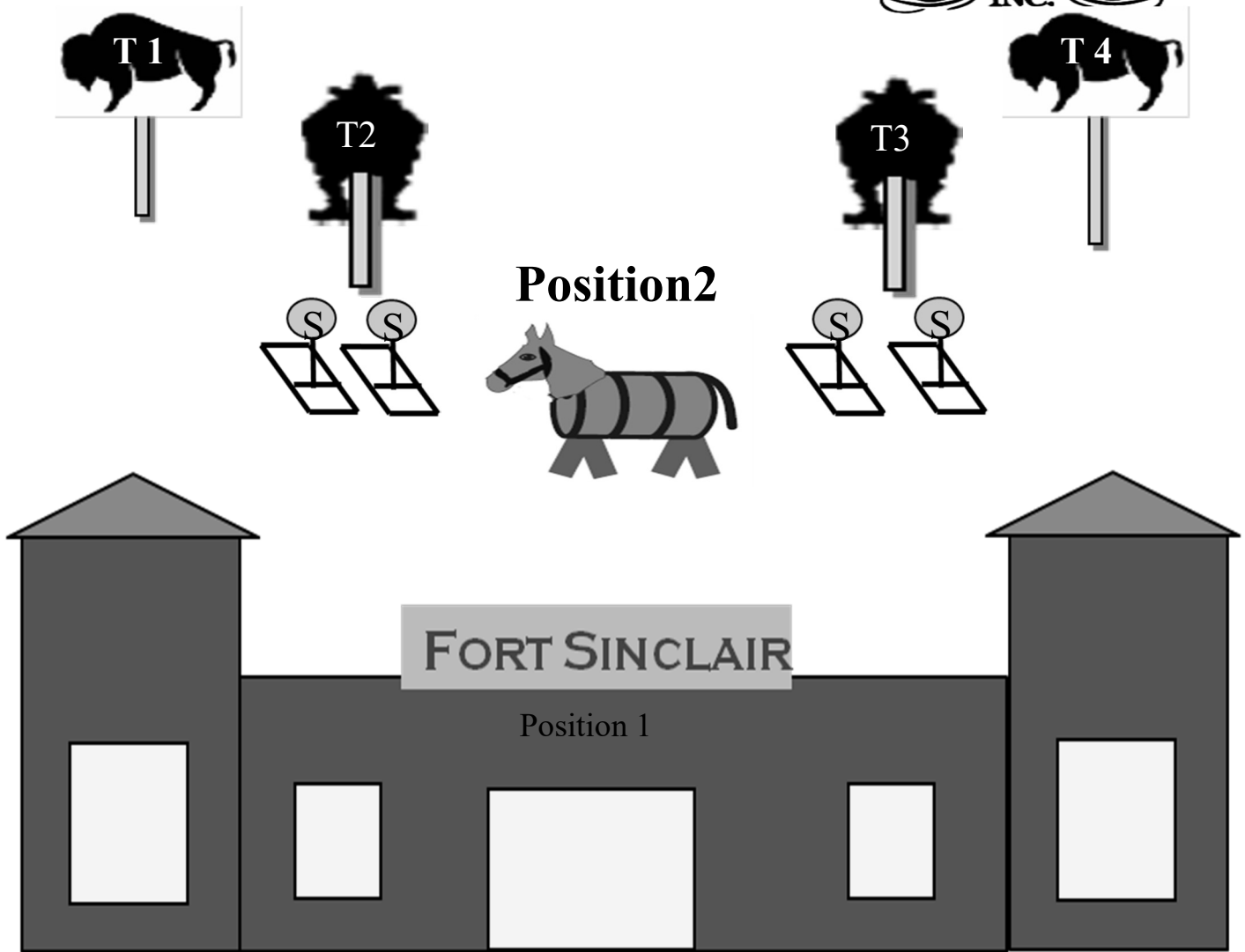
When ready say "Only 9 rifle????"

ATB: With shotgun engage the 6 fallers any order. From position 2 using rifle engage the 3 "R" targets with 3 rounds each, any order. Then using revolvers engage the "P" targets with at least 3 rounds each any order.

Please leave timer and spotting flags...

Stage 3 June 2017

10 Revolver, 10 Rifle, 4+ Shotgun



Start at position 1 rifle loaded with 10 rounds in both hands horizontal at waist level. Open/empty shotgun staged anywhere. Revolvers loaded with 5 rounds each, holstered.

When ready say "Back and forth."

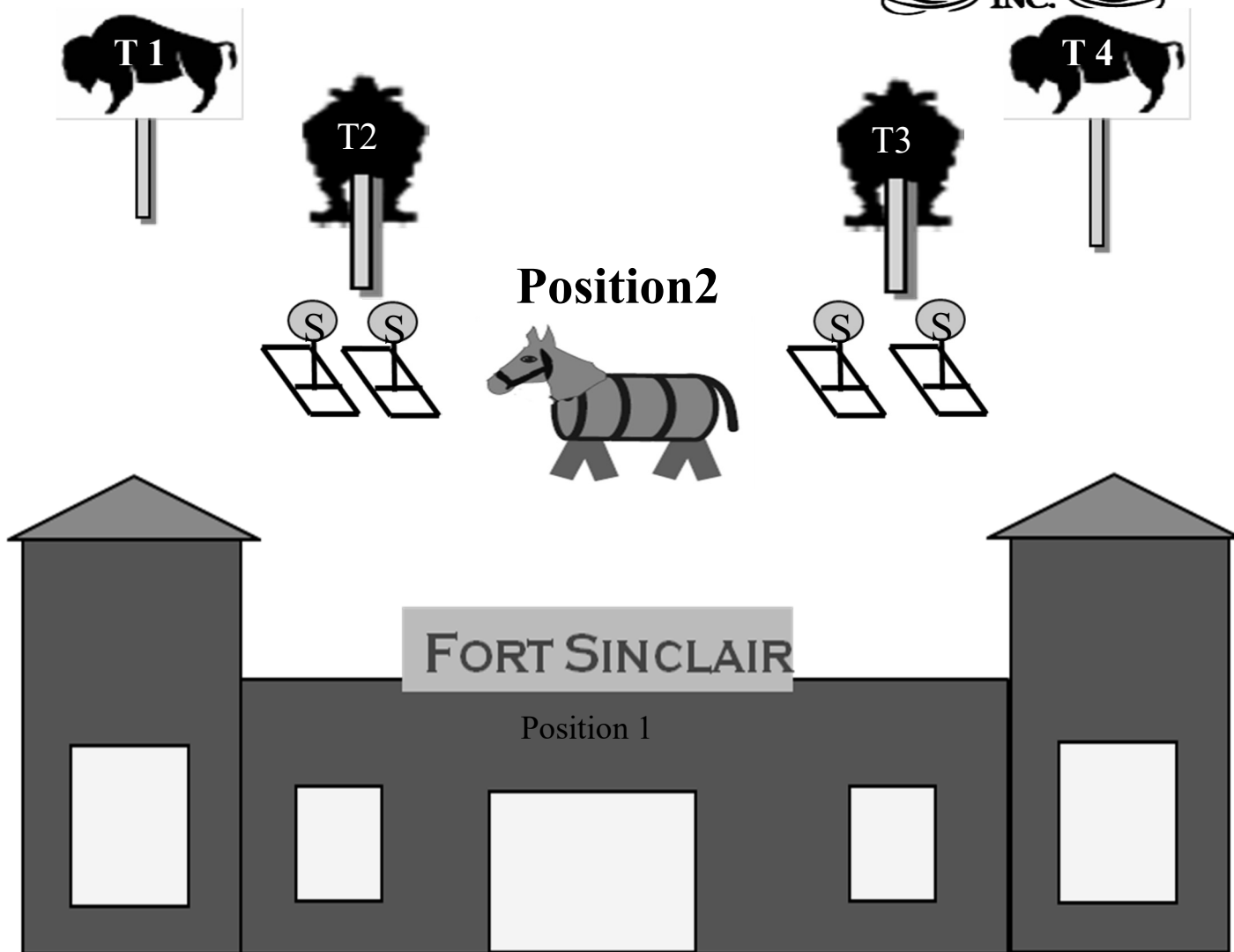
ATB: With rifle alternate on any 2 targets for 5 rounds, then alternate on the other 2 targets for 5 rounds. Move to position 2 and using revolvers repeat rifle instructions. And using shotgun engage the 4 fallers in any order.

(Note from position 2 shooter may use revolvers and shotgun in any order.)

Please leave timer and spotting flags...

Stage 4 June 2017

10 Revolver, 10 Rifle, 4+ Shotgun



Start at position 1 rifle loaded with 10 rounds in hand. Open/empty shotgun staged anywhere. Revolvers loaded with 5 rounds each, holstered.

When ready say "Moving forward."

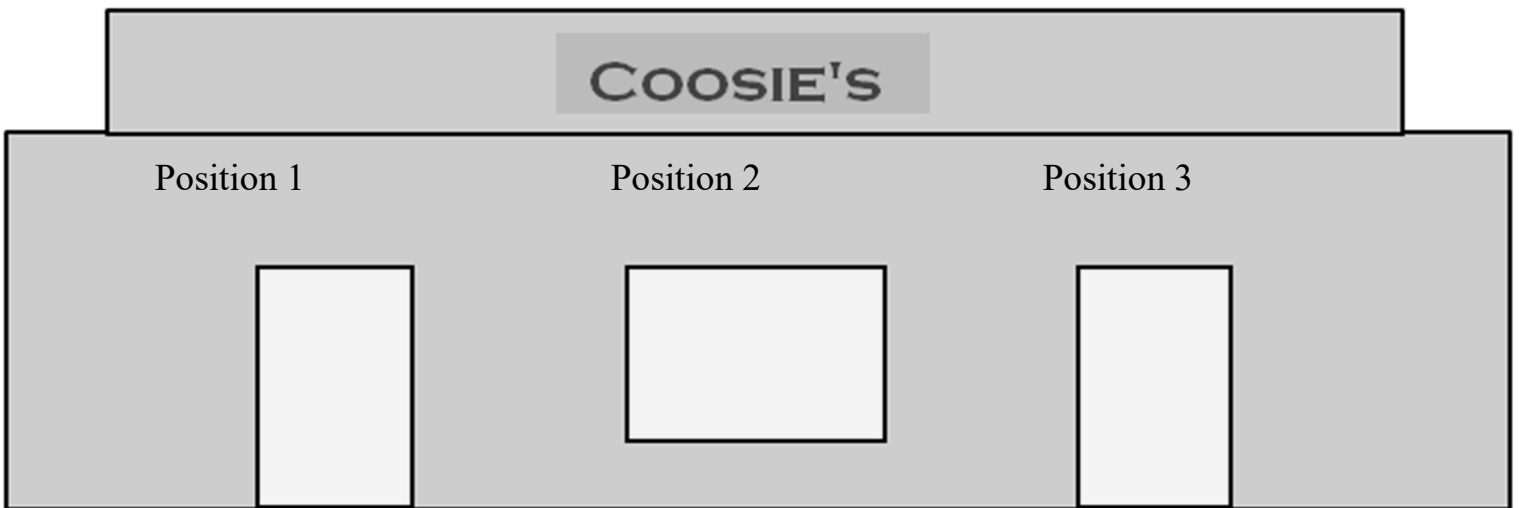
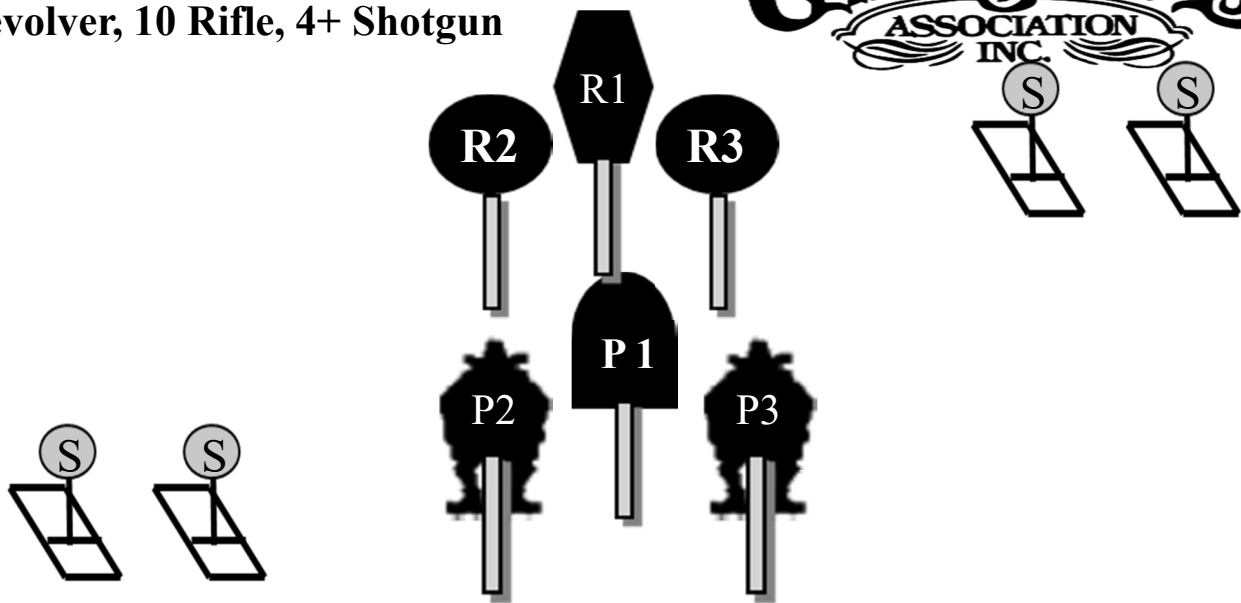
ATB: With rifle engage T1 through T4 in a progressive sweep starting on either end. Make rifle safe on door, or take to the horse and make safe. From the horse using revolvers engage T1 through T4 with same instructions as rifle. And using shotgun engage the 4 fallers in any order

(Note from position 2 shooter may use revolvers and shotgun in any order.)

Please leave timer and spotting flags...

Stage 5 June 2017

10 Revolver, 10 Rifle, 4+ Shotgun



Start at position 2 hands behind back. Revolvers loaded with 5 rounds each and holstered. Open/empty shotgun staged anywhere, rifle loaded with 10 rounds staged anywhere.

When ready say "Back and forth again!"

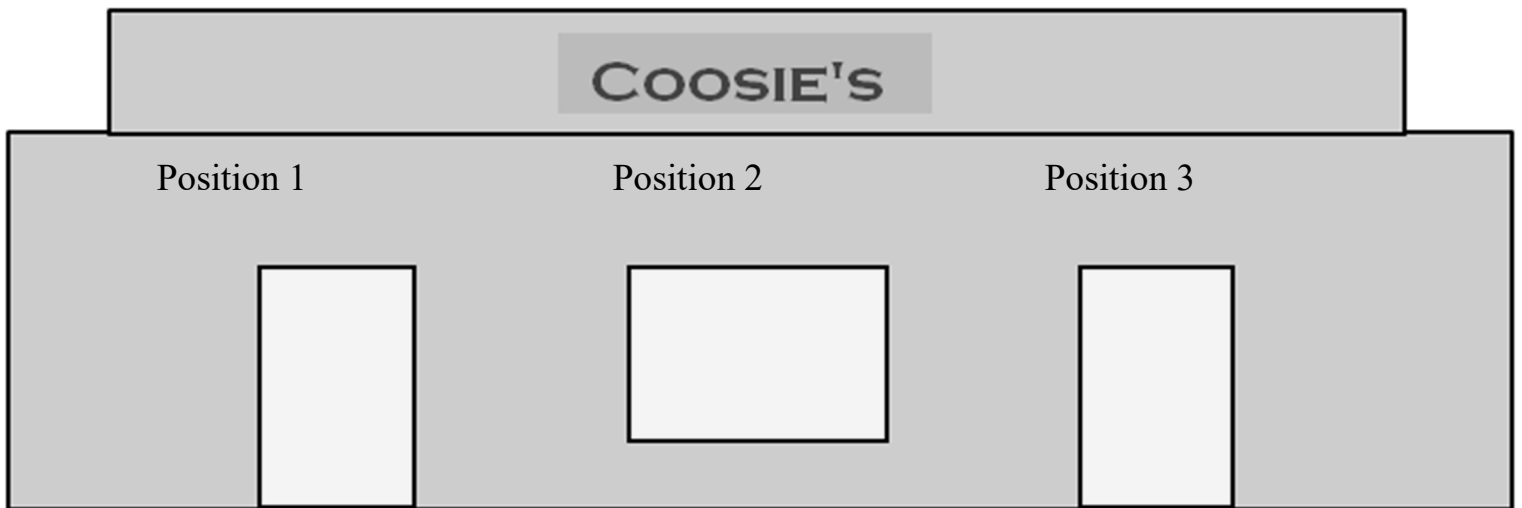
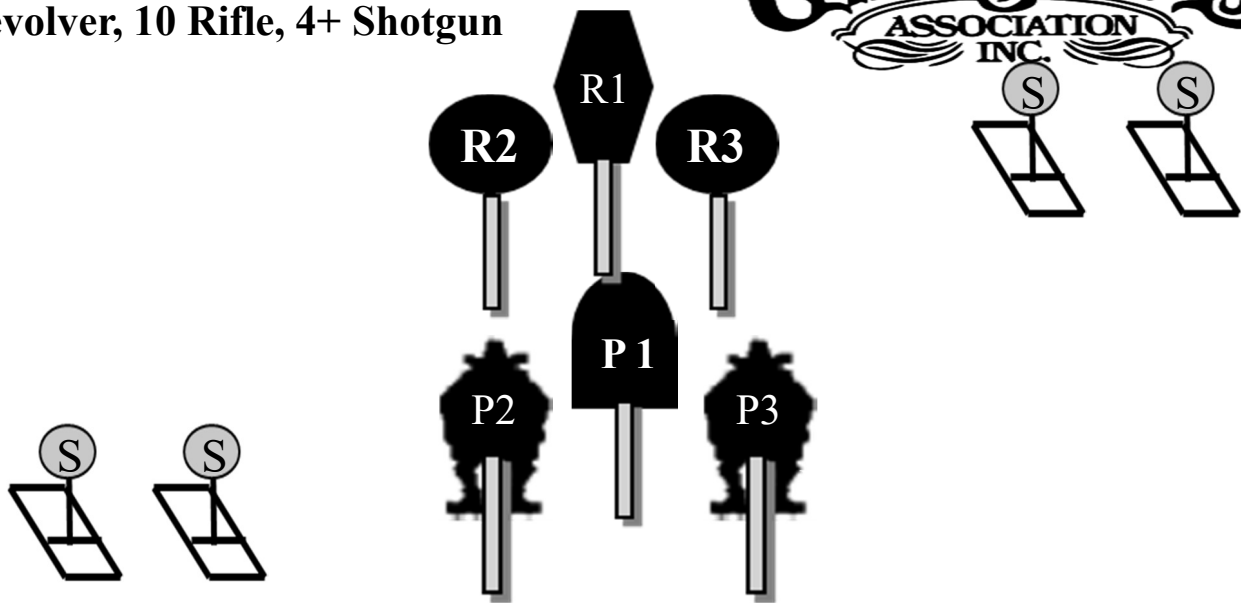
ATB: From position 2 with revolvers engage P1 through P3 in a continuous double tap Nevada sweep starting on the center target. And with rifle engage R1 through R3 with same instructions as revolver. Then move to positions 1 and 3, and engage the 2 fallers in front of you from each position.

(Note shooter may start with rifle or revolvers.)

Please leave timer and spotting flags...

Stage 6 June 2017

10 Revolver, 10 Rifle, 4+ Shotgun



Start at position 1 or 3, shotgun at port arms. Revolvers loaded with 5 rounds each and holstered. Rifle loaded with 10 rounds staged anywhere.

When ready say "Get the big one in the middle!"

ATB: With shotgun engage the 2 fallers in front of you, move to position 2 and make shotgun safe for future use. From position 2 with revolvers single tap the 2 outside "P" targets, then triple tap the center "P" target, then repeat instructions. Using rifle, engage R1 through R3 using same instructions as revolvers. Move to remaining position, and engage the remaining shotgun fallers.

(Note from position 2 shooter may use rifle, and revolvers in any order.)

Please leave timer and spotting flags...